




EUROPEAN CUP TEAMS 1994
Scheveningen, The Netherlands



RESULTS




EUROPEAN CUP TEAMS 1994

Scheveningen, The Netherlands



Final results MEN

	Country	Points	Games	Pinfall	Average
1	Denmark	34	21	20489	195,1
2	Germany	32	21	21779	207,4
3	Sweden	32	21	21608	205,7
4	San Marino	32	21	20426	194,5
5	Finland	30	21	21818	207,7
6	Netherlands	28	21	21457	204,3
7	Belgium	28	21	21180	201,7
8	France	28	21	20703	197,1
9	Great Britain	26	21	20464	194,9
10	Ireland	24	21	20527	195,5
11	Norway	24	21	20493	195,1
12	Iceland	22	21	19826	188,8
13	Austria	20	21	20320	193,5
14	Italy	18	21	20435	194,6
15	Switzerland	18	21	19954	190,0
16	Spain	16	21	20239	192,7
17	Croatia	14	21	19077	181,6
18	Israel	12	21	19275	183,5
19	Cyprus	12	21	19231	183,1
20	Hungary	6	21	18727	178,3
21	Slovenia	4	21	18566	176,8
22	Northern Ireland	2	21	18607	177,2



EUROPEAN CUP TEAMS 1994

Scheveningen, The Netherlands



Results round 1 MEN

Country	Pins	Pts	Country	Pins	Pts
Spain	960	0	Iceland	968	2
Slovenia	900	0	Denmark	951	2
Israel	893	0	France	918	2
Norway	943	2	Croatia	832	0
Austria	936	0	Ireland	963	2
San Marino	1002	2	Switzerland	987	0
Great Britain	874	0	Hungary	961	2
Northern Ireland	906	0	Italy	959	2
Cyprus	856	0	Finland	985	2
Sweden	992	2	Belgium	952	0
Netherlands	994	0	Germany	1099	2

Results round 2 MEN

Country	Pins	Pts	Country	Pins	Pts
Belgium	925	2	Israel	814	0
Netherlands	1062	2	Northern Ireland	965	0
Iceland	891	2	Slovenia	886	0
Austria	1011	0	Germany	1080	2
San Marino	917	2	Croatia	821	0
Great Britain	982	2	Ireland	844	0
Finland	991	0	Norway	1030	2
Cyprus	855	0	Sweden	1139	2
Hungary	846	0	France	949	2
Italy	941	0	Spain	950	2
Denmark	970	2	Switzerland	932	0

Results round 3 MEN

Country	Pins	Pts	Country	Pins	Pts
Slovenia	917	0	Italy	976	2
Sweden	1146	2	Norway	961	0
Belgium	1148	2	Hungary	961	0
Finland	980	0	San Marino	1041	2
Great Britain	1001	2	Germany	973	0
Croatia	923	0	Denmark	927	2
Austria	917	2	Northern Ireland	892	0
Netherlands	983	0	Spain	984	2
Iceland	951	2	Switzerland	858	0
Israel	916	2	Cyprus	874	0
France	1017	2	Ireland	912	0

Results round 4 MEN


Country	Pins	Pts	Country	Pins	Pts
Austria	1001	2	- Croatia	891	0
Denmark	1076	2	- Hungary	861	0
Great Britain	1041	2	- Switzerland	911	0
Iceland	977	2	- Israel	911	0
Belgium	996	2	- Spain	914	0
Italy	1045	2	- Sweden	1010	0
Slovenia	922	0	- France	1008	2
Norway	945	0	- Germany	1042	2
Finland	966	0	- Netherlands	1123	2
San Marino	960	0	- Ireland	1017	2
Cyprus	900	2	- Northern Ireland	844	0

Results round 5 MEN

Country	Pins	Pts	Country	Pins	Pts
Great Britain	932	0	- Finland	1071	2
Ireland	955	2	- Iceland	837	0
San Marino	1042	2	- Northern Ireland	857	0
Hungary	867	0	- Italy	1044	2
Slovenia	881	0	- Cyprus	931	2
Israel	881	0	- Netherlands	980	2
Switzerland	922	0	- Belgium	1009	2
France	1000	2	- Croatia	922	0
Austria	842	0	- Sweden	1050	2
Denmark	842	0	- Germany	1127	2
Spain	908	0	- Norway	986	2

Results round 6 MEN

Country	Pins	Pts	Country	Pins	Pts
San Marino	996	2	- Germany	962	0
Switzerland	964	2	- France	919	0
Finland	1102	2	- Austria	854	0
Slovenia	873	0	- Belgium	951	2
Israel	884	0	- Italy	978	2
Spain	887	0	- Cyprus	986	2
Hungary	867	0	- Iceland	1036	2
Ireland	909	0	- Denmark	965	2
Norway	1051	2	- Northern Ireland	847	0
Great Britain	851	0	- Croatia	948	2
Sweden	1068	2	- Netherlands	1035	0



EUROPEAN CUP TEAMS 1994

Scheveningen, The Netherlands



Results round 7 MEN

Country	Pins	Pts	Country	Pins	Pts
Hungary	866	2	Cyprus	824	0
Austria	895	2	Spain	847	0
Switzerland	912	0	Italy	1032	2
Great Britain	995	2	Northern Ireland	944	0
Finland	999	0	Denmark	1000	2
France	980	0	Germany	1065	2
San Marino	878	0	Sweden	1056	2
Israel	996	0	Norway	1011	2
Ireland	981	0	Belgium	1033	2
Slovenia	847	0	Netherlands	1006	2
Croatia	859	0	Iceland	936	2

Results round 8 MEN

Country	Pins	Pts	Country	Pins	Pts
Netherlands	1052	2	Switzerland	908	0
Israel	1000	0	San Marino	1057	2
Cyprus	877	0	Ireland	1029	2
Sweden	962	0	Denmark	997	2
Northern Ireland	958	0	France	971	2
Finland	1130	2	Iceland	966	0
Spain	973	0	Great Britain	999	2
Austria	1008	2	Slovenia	977	0
Italy	1132	2	Croatia	913	0
Norway	1016	2	Hungary	899	0
Germany	1030	0	Belgium	1047	2

Results round 9 MEN

Country	Pins	Pts	Country	Pins	Pts
Northern Ireland	881	0	Denmark	977	2
Belgium	963	0	Croatia	992	2
Sweden	1166	2	Great Britain	961	0
Cyprus	972	2	Switzerland	944	0
Hungary	852	0	Netherlands	1113	2
Norway	858	2	Slovenia	817	0
Italy	995	2	Ireland	951	0
Germany	950	2	Iceland	906	0
Spain	962	0	San Marino	1018	2
Finland	976	2	France	963	0
Austria	974	2	Israel	896	0

Results round 10 MEN


Country	Pins	Pts		Country	Pins	Pts
France	1106	2	-	Sweden	916	0
Italy	970	0	-	Germany	1008	2
Denmark	958	0	-	Spain	981	2
Netherlands	941	0	-	Ireland	985	2
Norway	972	0	-	Switzerland	1026	2
Austria	1047	2	-	Hungary	877	0
Cyprus	878	0	-	Croatia	913	2
Belgium	964	0	-	Finland	1004	2
Israel	897	0	-	Great Britain	958	2
Iceland	1007	2	-	Northern Ireland	834	0
San Marino	881	2	-	Slovenia	842	0

Results round 11 MEN

Country	Pins	Pts		Country	Pins	Pts
Switzerland	951	0	-	Ireland	1073	2
Cyprus	975	0	-	Great Britain	1023	2
France	1034	2	-	Belgium	996	0
Croatia	920	2	-	Hungary	914	0
Iceland	875	0	-	Sweden	1041	2
Netherlands	980	0	-	San Marino	1004	2
Israel	916	0	-	Finland	1005	2
Spain	902	2	-	Northern Ireland	899	0
Slovenia	866	0	-	Germany	1121	2
Austria	1008	0	-	Norway	1033	2
Italy	959	0	-	Denmark	986	2

Results round 12 MEN

Country	Pins	Pts		Country	Pins	Pts
Cyprus	934	0	-	Austria	1012	2
Finland	998	0	-	Sweden	1052	2
Italy	1044	2	-	Iceland	945	0
Spain	971	0	-	France	1031	2
Denmark	952	2	-	Great Britain	951	0
Slovenia	833	0	-	Israel	859	2
Belgium	1005	2	-	Netherlands	966	0
Hungary	921	0	-	Ireland	981	2
San Marino	984	2	-	Norway	915	0
Germany	1081	2	-	Switzerland	842	0
Northern Ireland	906	0	-	Croatia	918	2



EUROPEAN CUP TEAMS 1994

Scheveningen, The Netherlands



Results round 13 MEN

Country	Pins	Pts		Country	Pins	Pts
Norway	937	0	-	Great Britain	938	2
Croatia	933	2	-	Switzerland	912	0
Austria	1007	0	-	Netherlands	1021	2
Italy	923	0	-	Cyprus	977	2
Germany	1004	0	-	Finland	1043	2
Northern Ireland	807	0	-	Belgium	1123	2
France	888	0	-	San Marino	909	2
Sweden	979	2	-	Israel	929	0
Denmark	1032	2	-	Iceland	968	0
Ireland	910	2	-	Slovenia	803	0
Hungary	900	0	-	Spain	1029	2

Results round 14 MEN

Country	Pins	Pts		Country	Pins	Pts
Germany	1026	2	-	Hungary	864	0
France	981	0	-	Netherlands	1042	2
Spain	966	2	-	Croatia	956	0
Belgium	907	0	-	Norway	1103	2
Ireland	1017	2	-	Northern Ireland	846	0
Denmark	956	2	-	Austria	939	0
Sweden	1021	2	-	Slovenia	845	0
Iceland	937	2	-	Great Britain	925	0
Switzerland	1004	2	-	Israel	866	0
Cyprus	859	2	-	San Marino	857	0
Finland	1102	2	-	Italy	826	0

Results round 15 MEN

Country	Pins	Pts		Country	Pins	Pts
Finland	1117	2	-	Spain	949	0
San Marino	1005	2	-	Austria	938	0
Ireland	1010	0	-	Israel	1034	2
Northern Ireland	904	2	-	Slovenia	881	0
Netherlands	975	2	-	Iceland	916	0
Sweden	1030	2	-	Croatia	874	0
Norway	851	0	-	Denmark	1034	2
Switzerland	972	2	-	Hungary	879	0
Germany	1025	2	-	Cyprus	974	0
France	1002	2	-	Italy	929	0
Belgium	971	0	-	Great Britain	981	2

Results round 16 MEN


Country	Pins	Pts	Country	Pins	Pts
Italy	898	0	- Netherlands	1053	2
Germany	1054	2	- Israel	1002	0
Hungary	881	0	- San Marino	919	2
France	1048	2	- Great Britain	988	0
Spain	1080	2	- Slovenia	985	0
Iceland	919	2	- Norway	882	0
Northern Ireland	959	0	- Switzerland	1017	2
Denmark	1071	2	- Cyprus	879	0
Belgium	1001	2	- Austria	979	0
Croatia	980	0	- Finland	1068	2
Ireland	988	2	- Sweden	868	0

Results round 17 MEN

Country	Pins	Pts	Country	Pins	Pts
Iceland	969	0	- France	1032	2
Northern Ireland	862	0	- Finland	1144	2
Norway	1037	2	- Cyprus	921	0
Denmark	947	0	- Netherlands	1004	2
Croatia	970	0	- Israel	994	2
Belgium	1036	2	- Italy	951	0
Ireland	959	0	- Germany	1077	2
Great Britain	898	0	- San Marino	1098	2
Sweden	1057	2	- Spain	1038	0
Switzerland	940	0	- Austria	1014	2
Slovenia	891	2	- Hungary	874	0

Results round 18 MEN

Country	Pins	Pts	Country	Pins	Pts
Ireland	1125	2	- Norway	933	0
Iceland	985	0	- Belgium	1115	2
Croatia	774	0	- Germany	966	2
Israel	844	0	- Spain	893	2
Italy	910	0	- San Marino	913	2
Hungary	941	0	- Finland	1070	2
Netherlands	1114	2	- Cyprus	1027	0
Slovenia	868	0	- Switzerland	913	2
France	1054	2	- Denmark	931	0
Northern Ireland	889	0	- Sweden	983	2
Great Britain	1064	2	- Austria	1003	0



EUROPEAN CUP TEAMS 1994

Scheveningen, The Netherlands



Results round 19 MEN

Country	Pins	Pts	Country	Pins	Pts
Denmark	966	2	San Marino	918	0
Spain	1036	0	Ireland	1044	2
Slovenia	959	0	Finland	1138	2
Switzerland	1033	2	Sweden	982	0
Cyprus	922	0	Belgium	968	2
Germany	1035	2	Northern Ireland	855	0
Iceland	964	2	Austria	901	0
Croatia	892	0	Netherlands	982	2
Great Britain	1162	2	Italy	975	0
Hungary	893	0	Israel	937	2
Norway	1012	2	France	947	0

Results round 20 MEN

Country	Pins	Pts	Country	Pins	Pts
Israel	907	2	Northern Ireland	862	0
Great Britain	914	2	Slovenia	855	0
Netherlands	1027	2	Norway	992	0
San Marino	968	2	Iceland	966	0
Sweden	1073	2	Hungary	838	0
Cyprus	923	0	France	957	2
Germany	1060	2	Spain	999	0
Italy	925	0	Austria	1065	2
Croatia	964	2	Ireland	927	0
Belgium	976	0	Denmark	983	2
Switzerland	981	2	Finland	952	0

Results round 21 MEN

Country	Pins	Pts	Country	Pins	Pts
Croatia	882	0	Slovenia	918	2
Norway	1025	2	Italy	1023	0
Germany	994	0	Sweden	1017	2
Ireland	947	0	Finland	977	2
France	898	0	Austria	969	2
Switzerland	1025	2	Spain	1010	0
Denmark	968	2	Israel	899	0
San Marino	1059	0	Belgium	1094	2
Northern Ireland	890	0	Hungary	965	2
Netherlands	1004	0	Great Britain	1026	2
Iceland	907	2	Cyprus	887	0




EUROPEAN CUP TEAMS 1994

Scheveningen, The Netherlands



Individual Results MEN

Pl.	Name	Nat.	Gms	Pinfall	Average	1	2	3	4	5	6	7	8	9	10	11	12	13	14	15	16	17	18	19	20	21	
1	Teemu Raatikainen	FIN	21	4599	219,0	254	210	220	213	176	221	235	226	195	199	231	200	234	226	243	254	248	182	204	207	221	
2	Mika Koivuniemi	FIN	21	4499	214,2	180	210	175	201	244	203	237	210	223	232	180	225	224	199	227	249	235	202	257	192	194	
3	Michael Sassen	NED	21	4453	212,0	211	212	217	198	210	192	200	235	246	171	194	179	217	279	185	175	209	221	221	236	245	
4	Jens Nickel	GER	21	4416	210,3	161	200	202	226	220	184	210	236	219	210	205	257	176	233	230	229	231	163	206	204	214	
5	Rainer Puisis	GER	20	4198	209,9	259	212	237	219	243	187	211	188		211	225	233	189	166	202	192	193	222	195	201	213	
6	Yves van Eijken	BEL	21	4405	209,8	168	197	257	201	226	199	238	234	183	253	192	189	205	193	157	246	187	257	226	207	190	
7	Achim Grabowski	GER	21	4401	209,6	235	246	200	194	257	224	223	187	192	171	219	172	246	257	189	193	228	202	210	172	204	
8	Marco Maaswinkel	NED	13	2721	209,3	174		216	239	211			236	245	199	170	163						244	200	209	215	
9	Ulf Hämnäs	SWE	20	4183	209,2	200	214	231	216	225	236	255	209	243	190	195	180		198	247	173	187	199	212	201	172	
10	Jean-Marc Lebon	BEL	21	4389	209,0	213	205	236	228	175	163	233	220	201	202	225	256	227	157	236	177	216	191	168	215	245	
11	Mats Karlsson	SWE	21	4367	208,0	220	244	224	195	178	223	169	181	242	192	209	211	231	223	210	180	201	223	199	188	224	
12	Walter Gonaus	AUT	21	4359	207,6	192	216	201	225	178	191	173	210	182	235	213	205	181	217	221	227	196	215	227	224	232	
13	Olli Hossi	FIN	21	4353	207,3	199	179	211	197	221	227	213	245	191	166	211	167	204	279	198	211	238	248	215	165	168	
14	Carsten Hartmann	GER	18	3718	206,6				213	182	184	213	258	186	179	246	183	207	155	225	247	234	166	219	249	172	
15	Nico Thienpondt	NED	14	2891	206,5	186	179		215	184	211	197					217	226	246	187	189	243	215	196			
16	Christer Petersson	SWE	8	1650	206,3											224	191	216	240	179		174			226	200	
17	Ari Halme	FIN	18	3697	205,4	191	213	171		227	240	142				174	191	246	206	165	214	181	219	227	258	217	215
18	Stephan Schallwig	GER	21	4308	205,1	220	232	185	190	225	183	208	181	178	237	226	236	186	215	179	193	191	213	205	234	191	
19	Tomas Leandersson	SWE	20	4100	205,0	188	211	220	204	224	181	214	190	246	191	207	196	180	190		166	235	204	175	257	221	
20	Patrick Rolland	FRA	21	4300	204,8	177	188	214	244	217	171	223	186	203	194	205	203	191	219	289	212	179	174	236	204	171	
21	Morten Christoffersen	DEN	21	4293	204,4	192	207	236	216	180	193	216	214	217	195	198	169	267	203	211	181	201	190	173	193	241	
22	Luigi Sacco	IRL	21	4290	204,3	191	165	191	207	221	190	181	212	202	177	245	202	153	213	178	214	211	267	235	249	186	
23	Thierry Cador	FRA	17	3473	204,3	205	177	191			190	214	224	179	246	185	204	168			226	226	279	190	177	192	
24	Righi Domenico	SMR	20	4084	204,2	225	180	216	200	193	165	195		225	168	204	232	191	171	222	214	244	177	216	199	247	
25	Massimo Avena	ITA	19	3877	204,1		224	232	217	196	225	226	220	183	213	203	227	223	138	178	173	177		185	223	214	
26	Rossano Rossi	ITA	21	4283	204,0	242	216	200	179	244	177	224	204	226	222	195	222	168	191	160	204	245	171	188	192	213	
27	Tore Torgersen	NOR	21	4279	203,8	199	201	187	173	221	279	257	156	165	207	265	199	166	225	172	163	258	176	233	216	161	



EUROPEAN CUP TEAMS 1994

Scheveningen, The Netherlands



Individual Results MEN

Pl.	Name	Nat.	Gms	Pinfall	Average	1	2	3	4	5	6	7	8	9	10	11	12	13	14	15	16	17	18	19	20	21	
28	Raymond Jansson	SWE	19	3870	203,7	203	182	234	201	206	238	228	192	211	152			192	226	200	166	224	189	225	201	200	
29	Nickey O'Malley	IRL	8	1626	203,3				249	221	181	165											206	214	192	198	
30	Roger Pieters	BEL	20	4061	203,1	189	186	223	178	206	201	169	192		192	169	205	219	186	213	201	209	257	231	215	220	
31	Erwin Groen	NED	19	3851	202,7	226	206	181	255	148	208	226	201	202	191		201	174	182	227	226	178		204	225	190	
32	Patrik Johansson	SWE	17	3438	202,2	181	288	237	194	217	190	190	190			214	225	197	184	199	183	210	168	171			
33	Eusebio Barroso	ESP	19	3825	201,3	214	181	183	179	191			201	181	216	192	223	178	176	201	244	234	194	258	192	187	
34	Pierre Ravez	BEL	21	4218	200,9	203	172	186	223	202	232	191	222	193	169	178	173	224	223	186	179	234	212	196	164	256	
35	Brendan Healy	IRL	21	4214	200,7	255	205	182	167	184	222	168	200	190	182	188	246	195	198	205	179	214	182	244	203	205	
36	Claude Bouchereau	FRA	19	3796	199,8	170	214	237	216	227	190	204	189	190	219	198	197	191	201	171	223	236	172	151			
37	Marcel v.d. Bosch	NED	20	3980	199,0	197	216	205	216	227	202	194	191	210	178	178		213	210	181	214	202	239	174	155	178	
38	Richard Hood	GBR	18	3577	198,7				233	173	189	194	166	155	192	253	173	183	173	247	217	173	201	230	221	204	
39	Antti-Pekka Lax	FIN	19	3769	198,4		179	203	190	203	211	172	213	203	233	192	160		233	235	173	204	211	204	171	179	
40	Bart-Jan v.d. Boogaart	NED	18	3561	197,8		249	164			222	189	189	210	202	221	197	171	184	183	195	200	214	183	202	176	
41	Geoff Buck	GBR	21	4150	197,6	177	222	214	184	203	162	200	230	183	192	202	193	243	148	195	216	168	231	215	158	214	
42	Chris Buck	GBR	21	4137	197,0	169	180	190	223	173	187	193	201	212	180	246	195	200	206	200	191	172	222	252	155	190	
43	Lars Nielsen	DEN	19	3735	196,6	181	180	144			179	226	191	215	209	176	185	201	181	225	232	172	220	192	192	234	
44	Simon Brown	GBR	16	3144	196,5	203	160	161				184	211	216	195	177	213	145			211	195	201	265	191	216	
45	Santi Adriano	SMR	21	4106	195,5	193	217	216	194	245	234	138	214	190	148	184	192	166	195	182	181	275	177	169	213	183	
46	Johnny Christiansen	DEN	21	4103	195,4	213	195	222	212	174	202	166	202	156	201	185	204	210	195	199	210	224	209	167	177	180	
47	Paolo Felici	SMR	21	4102	195,3	197	169	190	197	184	201	206	265	246	181	194	199	166	179	220	189	179	193	174	181	192	
48	Hubert Kaufmann	AUT	18	3516	195,3	211	192	156				180	184	210	242	214	175	234	213	235	158	197	195	167	223	150	
49	Michel Fiaux	SUI	21	4098	195,1	186	213	157	203	209	183	213	178	225	199	245	190	210	183	221	178	164	194	179	155	213	
50	Svein-Morten Solberg	NOR	14	2729	194,9	172	193	176	198	177						224	205	223	223	189	167	212	192	178			
51	Valgeir Gudbjartsson	ISL	20	3894	194,7	181	170	182	215	167	215	194	194	168	212	166	191	232	236	180	178	198	236	167		212	
52	Luis Montfort	ESP	21	4077	194,1	194	165	217	183	189	201	173	220	214	210	185	169	236	200	203	202	183	140	178	215	200	
53	Thomas Uttner	AUT	21	4074	194,0	195	238	204	200	171	170	197	208	198	182	206	176	202	168	145	229	203	179	173	216	214	
54	Philip Dunne	IRL	18	3488	193,8	158	189	152					267	222	161	227	223	149	211	201	215	197	206	222	157	161	170




EUROPEAN CUP TEAMS 1994

Scheveningen, The Netherlands



Individual Results MEN

Pl.	Name	Nat.	Gms	Pinfall	Average	1	2	3	4	5	6	7	8	9	10	11	12	13	14	15	16	17	18	19	20	21	
55	Ulf Arnesen	NOR	19	3680	193,7	191	200	198	169	216	164	181	245	171	197	203	180	195	245	158	164			167	194	242	
56	Erik Garder	NOR	17	3293	193,7	192	212	213	205	203	183	199	216	188	175	147	141					221	199	190	195	214	
57	François Sacco	FRA	17	3290	193,5			188	199	183			172	210	234	233	226	168	186	188	203	174	226	148	175	177	
58	Marcial Ovide	ESP	21	4045	192,6	182	221	180	172	179	179	210	150	216	182	170	204	204	223	178	201	223	161	207	181	222	
	Tore Nordermoen	NOR	21	4045	192,6	189	224	187	200	169	224	213	192	187	169	213	172	192	222	155	172	144	215	220	183	203	
60	Philippos Nicolaidos	CYP	21	4041	192,4	167	180	168	189	188	214	192	207	162	204	192	171	234	164	223	172	184	255	202	192	181	
61	Mauro Malchiodi	ITA	17	3269	192,3	148			222	221	223	170	245	231	144	189	183	169		180		164	216	211	163	190	
62	Carsten Overbeck	DEN	20	3840	192,0	188	202	158	171	138		220	234	177	178	228	200	190	198	217	212	193	147	222	219	148	
63	Dario Armillei	ITA	15	2878	191,9	181	178	189	183	202	144							235	174	175	208	180	224	179		180	246
64	Capicchioni Marino	SMR	20	3834	191,7	207	186	174	177	234	222	165	198	178	192	228	159	160		201	166	207	182	190	189	219	
65	Christian Dietre	SUI	17	3254	191,4	224	160		192	168	199	201	242	166	215	161	175	190	215				161	193	180	212	
66	Juan Ricart	ESP	21	4016	191,2	217	171	160	224	159	153	169	197	178	182	165	210	190	176	188	275	213	192	196	189	212	
67	Andy Jung	SUI	18	3442	191,2	239	177	153	181		175	190	128		238	215	165	168	203	188	209	171		215	256	171	
68	Larry Vontobel	SUI	21	4011	191,0	158	199	162	181	191	213	155	174	184	201	190	151	167	243	172	217	179	210	233	216	215	
69	Bo Jarlström	DEN	15	2864	190,9	177	186	167	267	198	226	172	156			199	194	164	179						212	202	165
70	Halldór Ragnar Halldórsson	ISL	19	3612	190,1	169	173	225	187	194	199	182	195	193	191	156		178	203	223	176	191		231	186	160	
71	Ásgrímur H. Einarsson	ISL	13	2471	190,1							215	193	181	169	178		203	188	158			203	157	200	227	199
72	Steve Blunden	NIR	21	3987	189,9	257	200	199	161	183	225	193	169	163	172	200	184	180	161	209	233	169	146	203	188	192	
73	Ame Arnesen	NOR	13	2467	189,8							201	181	207	147			161	222	199	171	222	165	202	204	205	
74	Biordi Fabrizio	SMR	21	3981	189,6	180	165	245	192	186	174	174	213	179	192	194	202	226	160	180	169	193	184	169	186	218	
75	Philippe Dubois	FRA	15	2843	189,5	186	191	187	179	192	183	172				213	213	201	170	184	156					212	204
76	Paul Magee	IRL	17	3218	189,3	183	159	204	215	146	143		202	206	210	232	201	171	224	191	183	160				188	
77	Ron Oldfield	GBR	14	2649	189,2	165	215	212	221	188	186	224	191	195	199	145			174	181	153						
78	Roberto Galdini	ITA	19	3590	188,9	172	161	191	244	181	209	211	228	179	208	200	177	189	173	203	147		176	181		160	
79	Jose Ignacio Estevez	ESP	21	3964	188,8	153	212	244	156	190	188	149	205	173	191	190	165	221	191	179	158	185	206	197	222	189	
80	Helmut Wollner	AUT	21	3956	188,4	147	175	184	203	162	177	163	177	198	198	186	222	207	170	165	189	247	203	184	226	173	
81	Jón Helgi Bragason	ISL	19	3566	187,7	202	180	207	175	139	222	173	197	192	215	186	214	213	182	162	177		201		180	149	




EUROPEAN CUP TEAMS 1994

Scheveningen, The Netherlands



Individual Results MEN

Pl.	Name	Nat.	Gms	Pinfall	Average	1	2	3	4	5	6	7	8	9	10	11	12	13	14	15	16	17	18	19	20	21	
						199	159	187	170	177	179	235	231	180	178	170	156					231	188	182	188	180	
82	Benny Keren	ISR	17	3190	187,6														191	198	184	217	203	222	189	154	
83	Yvan Augustin	FRA	16	3001	187,6	180	179		170	181	185	167	200	181													
84	Simcic Alojz	CRO	21	3938	187,5	178	170	205	193	202	231	195	245	195	192	179	184	186	171	185	202	189	129	156	173	178	
85	Mark Hugin	SUI	16	2998	187,4	180	183	180		150	194	153		177				177	180	206	215	234	188	213	174	214	
86	Avi Yakabovitz	ISR	20	3743	187,2	186	192	192	188	206	151	200	193	192	145		159	181	165	237	236	187	175	206	175	177	
87	Johann Riegler	AUT	21	3929	187,1	191	190	172	193	165	178	182	249	186	190	189	234	183	171	172	176	171	211	150	176	200	
88	Loi Ellis	GBR	15	2807	187,1	160	205	224	180	195	127							177	167	224	158		190	209	200	189	202
89	Gery Verbruggen	BEL	14	2619	187,1	179	165						202	179	172		232	182	248	148	179	198	190	198	147		
90	Jón Ásgeir Rikhardsson	ISL	16	2990	186,9	216	213	178	193	149						211	177	167		158	174	182	207	190	189	199	187
91	Katalenic Franjo	CRO	21	3919	186,6	146	161	179	160	211	189	190	180	219	190	188	201	197	208	174	183	233	130	198	177	205	
92	Leza Shineman	ISR	16	2979	186,2		139					204	215	196	191	182	223	190	182	190	179	168	196	171	169	184	
93	Boskovic Dorde	CRO	21	3906	186,0	182	178	172	205	194	213	149	167	204	158	202	179	197	213	151	234	171	178	167	212	180	
94	Dominique Collignon	BEL	8	1488	186,0			246	166	200	156							214	148							175	183
95	László Ficsor	HUN	20	3716	185,8	218	166	182	181	216	179	211	156	181	170			188	202	165	184	189	181	191	180	183	193
96	Nándor Zoufal	HUN	19	3525	185,5	176	187	206	166	135			162	213	169	202	214	194	203		211	166	213	179	201	148	180
97	Franc Sutar	SLO	21	3888	185,1	186	206	192	180	208	196	161	233	179	182	158	184	169	190	168	182	212	174	181	165	182	
98	Yossi Shtrum	ISR	20	3698	184,9	168	191	218	179	171	171	148	190	154	173	160		208	193	215	245	215	159	201	170	169	
99	Colin Bell	IRL	20	3691	184,6	176	126	183	179	183	173	200	193	192	189	185	183	180	181	221	215	168	248	194	122		
100	Utz Dehler	GER	4	738	184,5	224	190	149									175										
101	Marios Kanaris	CYP	20	3686	184,3	203	181	181	171	196	215	135	154		189	221	196	175	157	193	158	171	223	194	193	180	
102	Christos Kourtellides	CYP	18	3311	183,9	158	173	158		156				161	226	165	222	209	201	178	205	198	180	175	172	167	207
103	Tommy M. Olsen	DEN	9	1654	183,8				210	152	165											182	236	157	165		
104	Ásgeir Th. Þórdarson	ISL	18	3293	182,9	200	155	159	207	188	185	194	199	184		190	170	157				177	206	170	201	177	174
105	Claudio Ajola	ITA	14	2538	181,3	216	162	164					201	235	176	183	172			149		194	141	168	210	167	
106	Kuljak Vladimir	CRO	21	3786	180,3	137	146	190	188	171	169	201	153	190	194	189	172	161	194	193	196	179	180	201	195	187	
107	Pekka Leskinen	FIN	5	901	180,2	161			165					236	164						175						
108	Len Wrightson	NIR	20	3595	179,8	191	235	165	213	156	129	171	179	188	138	156	179	193	178	182	183	208	203		174	174	




EUROPEAN CUP TEAMS 1994

Scheveningen, The Netherlands



Final results WOMEN

	Country	Points	Games	Pinfall	Average
1	Netherlands	24	15	14481	193,0
2	Germany	22	15	14509	193,4
3	Great Britain	21	15	14486	193,1
4	Denmark	20	15	14519	193,5
5	Finland	20	15	14475	193,0
6	France	20	15	14256	190,0
7	Spain	20	15	13768	183,5
8	Sweden	18	15	14593	194,5
9	Austria	18	15	13765	183,5
10	Italy	14	15	13862	184,8
11	Norway	12	15	13632	181,7
12	Switzerland	11	15	13084	174,4
13	Ireland	10	15	13465	179,5
14	Belgium	8	15	13386	178,4
15	Iceland	2	15	12741	169,8
16	Northern Ireland	0	15	12071	160,9



EUROPEAN CUP TEAMS 1994

Scheveningen, The Netherlands



Results round 1 WOMEN

Country	Pins	Pts		Country	Pins	Pts
Switzerland	928	1	-	Great Britain	928	1
Spain	927	2	-	Germany	862	0
Austria	964	0	-	Sweden	1004	2
Netherlands	927	2	-	Ireland	883	0
France	992	2	-	Finland	857	0
Northern Ireland	798	0	-	Italy	933	2
Iceland	755	0	-	Norway	829	2
Belgium	907	0	-	Denmark	970	2

Results round 2 WOMEN

Country	Pins	Pts		Country	Pins	Pts
Iceland	853	0	-	Italy	959	2
Sweden	940	2	-	Belgium	923	0
Ireland	885	2	-	Spain	861	0
Finland	944	2	-	Austria	830	0
Northern Ireland	777	0	-	Netherlands	950	2
France	989	2	-	Great Britain	901	0
Switzerland	895	2	-	Denmark	879	0
Germany	905	0	-	Norway	907	2

Results round 3 WOMEN

Country	Pins	Pts		Country	Pins	Pts
France	979	2	-	Denmark	938	0
Ireland	904	0	-	Norway	913	2
Belgium	890	0	-	Finland	925	2
Northern Ireland	752	0	-	Spain	867	2
Austria	823	0	-	Great Britain	1013	2
Netherlands	952	2	-	Iceland	835	0
Germany	942	2	-	Italy	922	0
Switzerland	853	0	-	Sweden	955	2

Results round 4 WOMEN


Country	Pins	Pts	Country	Pins	Pts
Netherlands	879	0	- Germany	1045	2
Switzerland	931	0	- Finland	965	2
Norway	897	2	- Northern Ireland	814	0
Belgium	877	0	- Great Britain	995	2
Spain	895	2	- Iceland	825	0
Denmark	949	0	- Austria	954	2
Sweden	998	2	- France	907	0
Italy	912	2	- Ireland	868	0

Results round 5 WOMEN

Country	Pins	Pts	Country	Pins	Pts
Ireland	819	0	- Austria	911	2
Great Britain	894	2	- Italy	867	0
Iceland	834	0	- Switzerland	887	2
Norway	966	0	- Denmark	984	2
Belgium	853	0	- Germany	968	2
Sweden	962	0	- Spain	980	2
Finland	956	0	- Netherlands	986	2
France	976	2	- Northern Ireland	810	0

Results round 6 WOMEN

Country	Pins	Pts	Country	Pins	Pts
Finland	943	2	- Spain	852	0
France	966	2	- Iceland	953	0
Italy	923	0	- Denmark	1001	2
Germany	999	2	- Switzerland	809	0
Sweden	927	0	- Norway	995	2
Belgium	862	0	- Ireland	1009	2
Austria	902	2	- Northern Ireland	829	0
Great Britain	1046	2	- Netherlands	907	0



EUROPEAN CUP TEAMS 1994

Scheveningen, The Netherlands



Results round 7 WOMEN

Country	Pins	Pts	Country	Pins	Pts
Belgium	855	2	Northern Ireland	780	0
Netherlands	943	2	Denmark	851	0
Germany	983	2	France	942	0
Italy	900	0	Sweden	986	2
Ireland	888	2	Switzerland	803	0
Finland	959	2	Norway	887	0
Spain	926	2	Great Britain	920	0
Iceland	839	0	Austria	955	2

Results round 8 WOMEN

Country	Pins	Pts	Country	Pins	Pts
Sweden	954	0	Netherlands	965	2
Northern Ireland	771	0	Switzerland	898	2
Great Britain	970	2	Norway	958	0
Ireland	828	0	France	989	2
Finland	970	0	Italy	974	2
Austria	905	0	Germany	1021	2
Belgium	949	2	Iceland	825	0
Denmark	973	2	Spain	852	0

Results round 9 WOMEN

Country	Pins	Pts	Country	Pins	Pts
Germany	963	2	Iceland	847	0
Belgium	875	0	Spain	884	2
Northern Ireland	831	0	Ireland	946	2
Switzerland	874	0	Norway	893	2
Great Britain	946	2	Denmark	918	0
Italy	881	0	France	1024	2
Netherlands	996	2	Austria	981	0
Sweden	970	0	Finland	981	2

Results round 10 WOMEN


Country	Pins	Pts		Country	Pins	Pts
Italy	937	0	-	Switzerland	999	2
Finland	997	2	-	Ireland	966	0
Spain	900	0	-	Austria	960	2
Great Britain	1010	2	-	Germany	973	0
Norway	903	0	-	France	953	2
Iceland	837	0	-	Denmark	1005	2
Northern Ireland	817	0	-	Sweden	1024	2
Netherlands	1028	2	-	Belgium	919	0

Results round 11 WOMEN

Country	Pins	Pts		Country	Pins	Pts
Northern Ireland	828	0	-	Finland	962	2
Iceland	814	0	-	Great Britain	985	2
Denmark	1162	2	-	Germany	896	0
Austria	885	0	-	Belgium	910	2
Netherlands	988	0	-	Spain	1004	2
Ireland	854	0	-	Sweden	934	2
France	927	2	-	Switzerland	884	0
Norway	895	0	-	Italy	924	2

Results round 12 WOMEN

Country	Pins	Pts		Country	Pins	Pts
Great Britain	942	0	-	Sweden	964	2
Germany	930	2	-	Northern Ireland	815	0
France	927	2	-	Belgium	910	0
Spain	938	0	-	Italy	979	2
Iceland	907	0	-	Ireland	931	2
Norway	957	0	-	Netherlands	990	2
Denmark	974	2	-	Finland	955	0
Austria	930	2	-	Switzerland	835	0



EUROPEAN CUP TEAMS 1994

Scheveningen, The Netherlands



Results round 13 WOMEN


Country	Pins	Pts	Country	Pins	Pts
Austria	933	2	- France	882	0
Italy	931	0	- Netherlands	993	2
Sweden	1077	2	- Iceland	934	0
Denmark	937	2	- Northern Ireland	803	0
Switzerland	845	2	- Belgium	841	0
Germany	1041	2	- Finland	980	0
Norway	880	0	- Spain	940	2
Ireland	940	0	- Great Britain	975	2

Results round 14 WOMEN

Country	Pins	Pts	Country	Pins	Pts
Norway	901	0	- Belgium	924	2
Denmark	945	2	- Sweden	936	0
Switzerland	750	0	- Netherlands	986	2
Iceland	820	0	- Finland	1046	2
Italy	869	0	- Austria	898	2
Great Britain	997	2	- Northern Ireland	853	0
Ireland	940	0	- Germany	996	2
Spain	916	2	- France	909	0

Results round 15 WOMEN

Country	Pins	Pts	Country	Pins	Pts
Denmark	1033	2	- Ireland	804	0
Norway	851	0	- Austria	934	2
Finland	1035	2	- Great Britain	964	0
France	894	0	- Netherlands	991	2
Germany	985	2	- Sweden	962	0
Spain	1026	2	- Switzerland	893	0
Italy	951	2	- Belgium	891	0
Northern Ireland	793	0	- Iceland	863	2



EUROPEAN CUP TEAMS 1994

Scheveningen, The Netherlands



Individual Results WOMEN

Pl.	Name	Nat.	Gms	Pinfall	Average	1	2	3	4	5	6	7	8	9	10	11	12	13	14	15
1	Chris Koopmans	NED	15	3130	208.7	201	222	201	208	207	201	221	192	201	234	244	215	187	234	162
2	Jette Bergendorff	DEN	15	3067	204.5	199	173	233	194	238	183	172	208	191	226	259	189	204	183	215
3	Carol Callow	GBR	14	2854	203.9		187	194	181	167	220	189	205	235	218	236	213	193	205	211
4	Anu Peltola	FIN	15	3054	203.6	167	215	196	167	214	235	198	191	225	256	179	171	194	234	212
5	Tuija Saari	FIN	11	2238	203.5	166		211	209	213	193	184	195	158			245	197	267	
6	Susanne Olsson	SWE	14	2840	202.9	202	193	182	177	193	187		224	192	232	224	184	247	200	203
7	Iben Tchu	DEN	15	3030	202.0	221	182	214	166	182	237	165	214	190	211	257	168	168	222	233
8	Eva Jönsson	SWE	14	2805	200.4	244	155		218	179	155	257	197	211	199	191	202	212	187	198
9	Martina Beckel	GER	15	2970	198.0	202	190	211	235	184	145	187	236	178	186	190	173	226	213	214
10	Sophie Duffourt	FRA	13	2572	197.8	192	225	208		200	216	214	193	233	198	201	173	161		158
11	Monica Boldo	ESP	15	2962	197.5	205	168	180	244	244	172	205	156	198	177	224	202	159	217	211
12	Martina Becker	GER	15	2953	196.9	199	152	170	198	204	223	199	209	236	187	171	209	180	168	248
13	Ross Greiner	NED	15	2942	196.1	160	214	193	170	182	174	209	202	234	220	195	178	242	145	224
14	Corina Stiepani	GER	12	2352	196.0				223	188	204	212	212	178	200	183	156	180	227	189
15	Maureen Burke	IRL	8	1568	196.0							212	187	183	186	206	166		235	193
16	Leena Pulliainen	FIN	14	2743	195.9	190	148		211	205	189	202	220	190	192	212	202	197	176	209
17	Jeanette Johansson	SWE	13	2547	195.9			182	227	205	192	188	188	201	214	162	165	234	178	211
18	Daniela Lana	ITA	15	2929	195.3	198	189	174	220	214	178	192	195	215	181	188	179	201	200	205
19	Helle Jakobsen	DEN	11	2147	195.2	179	180	186	193	224	214					204	201	200	198	168
20	Ingunn Øien	NOR	15	2924	194.9	170	190	198	154	221	254	165	267	177	175	210	201	187	183	172
21	Isabelle Saldjian	FRA	13	2534	194.9	189	204	226	181	246	212	186	207	201	157	178	179		168	
22	Pauline Smith	GBR	15	2912	194.1	163	183	180	234	189	193	213	160	202	236	171	179	196	222	191
23	Trine Simonsen	DEN	14	2709	193.5	194	162		173	202	182	184	183	188	216	234	190	192	175	234
24	Andrea Mirschel	GER	15	2896	193.1	152	192	191	209	168	225	191	202	202	186	169	179	264	181	185
25	Shelagh Leonard	GBR	10	1929	192.9	191	167	211	176	194	247	151					199	213	180	
26	Marie Holmquist	SWE	14	2699	192.8	177	201	192	183		200	211	197	162	207	194	224	186	200	165
27	Kim Oakley	GBR	15	2889	192.6	226	194	227	189	182	194	186	212	135	192	171	216	200	173	192




EUROPEAN CUP TEAMS 1994

Scheveningen, The Netherlands



Individual Results WOMEN

Pl.	Name	Nat.	Gms	Pinfall	Average	1	2	3	4	5	6	7	8	9	10	11	12	13	14	15	
28	Annemiek v.d. Boogaart	NED	15	2885	192.3	227	180	202	188	183	179	169	193	193	192	161	199	212	188	219	
29	Maria Angeles Sanchez	ESP	15	2869	191.3	185	189	184	174	194	162	203	184	183	182	207	223	203	159	237	
30	Doris Szvasztics	AUT	15	2854	190.3	204	168	206	163	198	168	215	175	214	214	147	178	213	187	204	
31	Brigitte Fievet	FRA	13	2470	190.0		179	179	182	172	178		197	213	214	201	201	195	165	194	
32	Jaana Puhakka	FIN	14	2659	189.9	166	202	206	184	155		183	183	218	186	203	181	180	224	188	
33	Alessandra Morra	ITA	14	2657	189.8	180	202	194	160	136		204	210	190	207	192	196	182	195	209	
34	Gina Wardle	GBR	15	2846	189.7	189	170	201	215	162	192	181	212	197	191	206	169	187	184	190	
35	Roser Romero	ESP	15	2843	189.5	198	193	189	163	181	178	194	199	177	156	203	187	189	192	244	
36	Angelique de Win	NED	15	2830	188.7	160	188	157	178	204	192	173	181	181	169	225	187	205	236	194	
37	Grazia Elena	ITA	15	2819	187.9	196	200	193	182	182	214	180	188	154	185	176	234	182	167	186	
38	Christa Kirschbaum	AUT	15	2813	187.5	183	152	169	181	168	188	209	192	188	187	203	225	190	181	197	
39	Eva Häggqvist	SWE	10	1874	187.4	200	208	190	193	182		192	148	204	172					185	
40	Thekla Dittmann	GER	15	2808	187.2	162	190	168	180	224	202	194	162	169	214	183	213	191	207	149	
41	Berni Moriarty	IRL	15	2804	186.9	196	199	193	179	162	201	161	186	152	196	192	176	239	185	187	
42	Claudine Malard	FRA	12	2240	186.7	208		199	196	200	172	172			170	183	208	169	193	170	
43	Patricia Eyherabide	FRA	12	2237	186.4	201	212	167	157		188	173	203	171			166	182	202	215	
44	Suzanne Jerusalem	BEL	15	2793	186.2	191	244	195	185	181	176	191	206	214	155	163	178	170	180	164	
45	Bettina Lund	DEN	15	2789	185.9	177	182	181	223	138	185	180	185	197	184	208	226	173	167	183	
46	Eva Kornherr	AUT	13	2406	185.1			153	198	181	236	182	192	209	170	186	186	160	188	165	
47	Iris Karakash	SUI	15	2770	184.7	212	178	195	224	187	173	166	176	176	215	190	146	186	151	195	
48	Maryelle Pagola	FRA	12	2203	183.6	202	169		191	158		197	189	206	214	164		175	181	157	
49	Maria Jansen	BEL	15	2751	183.4	193	177	186	167	177	233	138	202	162	171	213	156	206	190	180	
50	Carina Eriksson	SWE	10	1828	182.8	181	183	209		203	193	138				163	189	198	171		
51	Ruth Doppler	SUI	15	2741	182.7	199	189	195	166	167	138	189	190	178	198	220	182	159	176	195	
52	Tone Barka	NOR	15	2740	182.7	146	179	203	166	213	190	199	146	195	194	182	192	175	183	177	
53	Cinzia Maggi	ITA	12	2178	181.5	177	166	177				185	176	202	194	212	166	201	172	150	
54	Carine Roelandts	BEL	11	1993	181.2	163	168		156	147					184	223	205	191	148	183	225



EUROPEAN CUP TEAMS 1994

Scheveningen, The Netherlands



Individual Results WOMEN

Pl.	Name	Nat.	Gms	Pinfall	Average	1	2	3	4	5	6	7	8	9	10	11	12	13	14	15	
55	Heidi Lind	FIN	11	1989	180.8	168	199	155	194	169	168			190	182	190	210	164			
56	Renate Pekarek	AUT	15	2710	180.7	181	189	162	222	199	138	177	163	170	203	146	168	189	191	212	
57	Kari Haugtvedt	NOR	15	2709	180.6	188	169	156	180	163	191	208	197	158	180	157	193	204	187	178	
58	Helen Minnebruiker	NED	11	1985	180.5	179	146			210	161	171	197	187	213	163	211	147			
59	Britt Østlund	NOR	15	2706	180.4	152	214	180	185	178	191	165	202	160	207	187	168	158	190	169	
60	Paula Honkanen	FIN	10	1792	179.2		180	157			158	192	181		181	178	191		215	159	
61	Sarah Murphy	IRL	15	2685	179.0	176	156	182	181	194	197	180	163	235	207	147	207	180	134	146	
62	Mary Mulcahy	IRL	15	2682	178.8	163	205	181	158	152	214	199	151	183	180	182	192	198	208	116	
63	Elín Óskarsdóttir	ISL	15	2662	177.5	178	138	167	149	194	242	179	171	164	173	170	189	198	160	190	
64	Jaqueline de Jong	NED	4	709	177.3			199	135										183	192	
65	Christiane Kühn	GER	3	530	176.7	147	181	202													
66	Judy Howlett	GBR	6	1056	176.0	159								181	177	173	201	165			
67	Ursala Ganglbauer	AUT	14	2462	175.9	183	147		190	165	172	172	183	200	186	203	173	181	151	156	
68	Milena Moioli	ITA	11	1927	175.2	182	202	184	182	173	194	148	179	128	152					203	
69	Patricia Vezzu	BEL	11	1924	174.9	169	174	165			154	178	209	160	212	177	187	139			
70	Virginia Esteban	ESP	15	2621	174.7	176	150	157	158	186	180	161	143	175	213	191	171	215	166	179	
71	Franziska Hugin	SUI	13	2270	174.6	187	192	169	198	189	201	152	184	148	171	178	155	146			
72	Jóna Gunnarsdóttir	ISL	12	2091	174.3			181	170	135	203	157	168		199	161	168	213	161	175	
73	Gabriela Gemeinböck	AUT	3	520	173.3	213	174	133													
74	Vera Bjørklund	NOR	11	1902	172.9	173	155	176	212	191	169	150				159	203	156	158		
75	Ragna Matthíasdóttir	ISL	13	2237	172.1	124	206	192	190	162	149	172	158	171			162	183	164	204	
76	Erna Poppe	BEL	9	1548	172.0			154	214	148	162	171	174	155					186	184	
77	Yvonne Randell	IRL	10	1714	171.4	202	158	179	186	144				190	177	167	180	131			
78	Chris Parisi	BEL	14	2377	169.8	191	160	190	155	200	137	177	158		158	152	198	178	185	138	
79	Jean Martin	NIR	15	2545	169.7	179	148	162	200	181	130	189	151	166	156	180	156	172	195	180	
80	Coletta Marcuzzo	ITA	8	1352	169.0				168	162	152					202	169	194	157	148	
81	Françoise Pari	SUI	11	1854	168.5	152	168	137					159	178	205	200	134		171	163	187



EUROPEAN CUP TEAMS 1994

Scheveningen, The Netherlands



Individual Results WOMEN

Pl.	Name	Nat.	Gms	Pinfall	Average	1	2	3	4	5	6	7	8	9	10	11	12	13	14	15
82	Michele Agnew	IRL	12	2012	167.7	146	167	169	164	167	185	161	145				176	192	178	162
83	Milagros Albert	ESP	9	1508	167.6				156	175	160				172	179	155	174	182	155
84	Joëlle Graff	SUI	15	2509	167.3	178	168	157	177	184	182	137	170	167	215	162	146	183	113	170
85	Ágústa Thorsteindóttir	ISL	14	2332	166.6	158	146		149	171	191	151	176	197	159	191	178	153	174	138
86	Sólveig Gudmundsdóttir	ISL	12	1994	166.2	138	174	145				180	152	181	162	148	210	187	161	156
87	Mary Brady	NIR	13	2147	165.2	169	159	114	159	161		168	150	193		166	188	159	184	177
88	Karen Kerr	NIR	14	2288	163.4	144	156	216	163		191	178	174	162	170	179	143	133	154	125
89	Grethe Andersen	NOR	4	651	162.8								146	203	147					155
90	Encarnacion Marazuela	ESP	6	965	160.8	163	161	157				163	170	151						
91	Roisin Brady	NIR	13	2086	160.5	162	163	133	160	156	173		137	163	172	145	181		144	197
92	Gudný Helga Hauksdóttir	ISL	9	1425	158.3	157	189	150	167	172	168				134	144	144			
93	Gael Cranch	NIR	10	1571	157.1				132	145	178	116	159		171	158	147	189	176	
94	Carmen Lovey	SUI	6	940	156.7				166	160	115						206		147	146
95	Helle Andersen	DEN	5	777	155.4			124				150	183	152	168					
96	Deirdre Reid	NIR	10	1434	143.4	144	151	127		167	157	129		147	148			150		114