



RESULTS

EUROPEAN

YOUTH

CHAMPIONSHIPS

Wommelgem – Belgium 2005



Doubles : Girls

1	Gales A. Agerbo M.	Denmark G1	224 244	180 279	198 230	258 215	201 216	215 161	1276 1345	212,00 224,00	0
2	Witvrouwen C. Horemans K.	Belgium G1	197 178	187 231	210 228	170 193	172 237	228 206	1164 1273	194,00 212,00	-184
3	Wellstam J. Hellden S.	Sweden G1	182 185	175 212	135 192	210 206	218 189	201 224	1121 1208	186,00 201,00	-292
4	Kok W. van der Tol G.	Netherlands G1	182 176	202 189	197 238	209 126	186 194	227 202	1203 1125	200,00 187,00	-293
5	Lomholdt S. Pedersen K.	Denmark G2	165 177	211 219	211 190	198 165	209 211	181 186	1175 1148	195,00 191,00	-298
6	Frost E. Jolly B.	England G3	229 225	180 178	166 198	209 213	125 183	203 208	1112 1205	185,00 200,00	-304
7	Billingham J. White H.	England G1	181 154	226 201	185 205	187 220	214 173	193 174	1186 1127	197,00 187,00	-308
8	Gauton M. Breteville E.	France G1	243 179	134 215	205 150	214 166	181 193	213 211	1190 1114	198,00 185,00	-317
9	Di Martino G. Roiati C.	Italy G2	158 167	180 201	196 189	211 213	222 178	181 171	1148 1119	191,00 186,00	-354
10	Sommer C. Schymanski S.	Germany G1	185 215	175 227	190 187	215 152	192 198	156 166	1113 1145	185,00 190,00	-363
11	van de Louw M. Huijden S.	Netherlands G3	256 153	120 179	176 207	184 214	212 177	194 171	1142 1101	190,00 183,00	-378
12	Hulsch T. Ribguth J.	Germany G2	193 186	167 171	201 176	234 181	155 191	194 189	1144 1094	190,00 182,00	-383
13	McDermott A. Temple G.	Ireland G1	200 166	240 144	180 182	223 149	207 190	197 156	1247 987	207,00 164,00	-387
14	Overall S. Elkington F.	England G2	168 190	177 195	156 215	157 196	190 217	189 178	1037 1191	172,00 198,00	-393
15	Plummen K. van der Meer D.	Netherlands G2	134 185	158 187	190 211	233 222	167 203	146 182	1028 1190	171,00 198,00	-403



Nr. Name



Country

G 1

G 2

G 3

G 4

G 5

G 6

Total

AVG

Diff. to
1st

Doubles : Girls

	Manninen N.	182	212	200	173	167	173	1107	184,00	
16	Mähönen M.	182	177	227	161	157	204	1108	184,00	
	Finland G2	364	389	427	334	324	377	2215	184,00	-406
	Louis S.	179	176	160	165	194	200	1074	179,00	
17	van de Crean M.	208	194	184	160	215	173	1134	189,00	
	Belgium G3	387	370	344	325	409	373	2208	184,00	-413
	Jakobsen R.	143	219	193	174	194	171	1094	182,00	
18	Pettersen C.	178	172	187	195	211	167	1110	185,00	
	Norway G1	321	391	380	369	405	338	2204	183,00	-417
	Jonsson C.	197	191	170	204	184	180	1126	187,00	
19	Bergvall S.	182	176	193	173	176	173	1073	178,00	
	Sweden G3	379	367	363	377	360	353	2199	182,00	-422
	Bach C.	160	164	149	192	162	124	951	158,00	
20	Biguet F.	156	188	229	211	267	194	1245	207,00	
	France G2	316	352	378	403	429	318	2196	182,00	-425
	Manninen H.	191	169	158	167	145	160	990	165,00	
21	Mäkelä J.	222	175	208	180	196	218	1199	199,00	
	Finland G3	413	344	366	347	341	378	2189	182,00	-432
	Smirnova E.	202	160	198	125	182	203	1070	178,00	
22	Maslova G.	177	179	183	200	169	167	1075	179,00	
	Russia G1	379	339	381	325	351	370	2145	178,00	-476
	Tuomisalo L.	158	212	159	235	172	175	1111	185,00	
23	Kerbs K.	176	209	144	164	133	205	1031	171,00	
	Finland G1	334	421	303	399	305	380	2142	178,00	-479
	Craig J.	189	155	170	162	163	161	1000	166,00	
24	Dahlgren L.	174	212	169	155	191	202	1103	183,00	
	Scotland G3	363	367	339	317	354	363	2103	174,00	-518
	Mischenko O.	125	187	199	169	222	159	1061	176,00	
25	Komarova N.	189	138	139	180	210	184	1040	173,00	
	Ukraine G1	314	325	338	349	432	343	2101	174,00	-520
	Bjercke C.	185	178	205	154	189	144	1055	175,00	
26	Louise Haugen A.	159	146	160	198	212	159	1034	172,00	
	Norway G2	344	324	365	352	401	303	2089	173,00	-532
	Goossens K.	165	183	155	180	154	178	1015	169,00	
27	van Haver V.	164	148	165	213	148	234	1072	178,00	
	Belgium G2	329	331	320	393	302	412	2087	173,00	-534
	Christensen M.	149	144	159	171	175	139	937	156,00	
28	Kristensen L.	277	187	180	178	166	156	1144	190,00	
	Denmark G3	426	331	339	349	341	295	2081	173,00	-540
	Nolden L.	194	173	170	177	170	197	1081	180,00	
29	Pöppler B.	176	159	138	222	167	134	996	166,00	
	Germany G3	370	332	308	399	337	331	2077	173,00	-544
	Logan C.	158	215	186	165	166	178	1068	178,00	
30	Butchard E.	145	183	179	142	178	181	1008	168,00	
	Scotland G1	303	398	365	307	344	359	2076	173,00	-545



Nr. Name



Country

G 1

G 2

G 3

G 4

G 5

G 6

Total

AVG

Diff. to
1st

Doubles : Girls

31	Rokebrand M. Beaver C.	215 174	213 155	157 155	139 168	198 165	147 173	1069 990	178,00 165,00	
	South Africa G2	389	368	312	307	363	320	2059	171,00	-562
32	Alm E. Magnusson P.	173 151	136 166	157 136	146 189	207 187	183 214	1002 1043	167,00 173,00	
	Sweden G2	324	302	293	335	394	397	2045	170,00	-576
33	Piwowarczyk M. Martin N.	154 156	157 199	192 173	155 198	147 129	196 156	1001 1011	166,00 168,00	
	Poland G1	310	356	365	353	276	352	2012	167,00	-609
34	Jacques A. Degoud E.	129 169	149 140	127 181	169 192	164 174	212 179	950 1035	158,00 172,00	
	France G3	298	289	308	361	338	391	1985	165,00	-636
35	Dvoyakovska D. Gorelyk R.	110 181	162 143	139 222	155 185	138 177	154 189	858 1097	143,00 182,00	
	Ukraine G2	291	305	361	340	315	343	1955	162,00	-666
36	Papadimitriou G. Boheme N.	161 207	141 167	146 116	205 136	139 161	155 216	947 1003	157,00 167,00	
	Greece G1	368	308	262	341	300	371	1950	162,00	-671
37	Fleming H. Wallace K.	191 160	174 141	168 157	131 159	123 165	188 169	975 951	162,00 158,00	
	Scotland G2	351	315	325	290	288	357	1926	160,00	-695
38	de Jesus C. Groves B.	134 165	146 147	141 150	140 169	167 191	175 193	903 1015	150,00 169,00	
	South Africa G3	299	293	291	309	358	368	1918	159,00	-703
39	Dewey R. Healey L.	184 124	143 158	159 193	148 172	196 162	126 143	956 952	159,00 158,00	
	South Africa G1	308	301	352	320	358	269	1908	158,00	-713
40	Cirillo G. Cipriano V.	145 175	150 177	146 154	136 134	181 182	126 156	884 978	147,00 163,00	
	Italy G1	320	327	300	270	363	282	1862	155,00	-759
41	Weber A. Volf N.	125 100	146 147	160 184	205 166	161 128	119 156	916 881	152,00 146,00	
	Hungary G2	225	293	344	371	289	275	1797	149,00	-824
42	Klicsu A. Hosszu G.	148 127	144 162	143 176	114 125	133 116	137 159	819 865	136,00 144,00	
	Hungary G1	275	306	319	239	249	296	1684	140,00	-937
43	Peksen E. Oztan D.	102 96	159 150	160 133	111 106	129 112	117 126	778 723	129,00 120,00	
	Turkey G1	198	309	293	217	241	243	1501	124,00	-1120



Nr. Name



Country

G 1

G 2

G 3

G 4

G 5

G 6

Total

AVG

Diff. to
1st

Doubles : Boys

1	Sandowski D. Schröder T.	Germany 2	203 205	207 226	210 188	198 181	290 199	213 219	1321 1218	220,00 203,00	
			408	433	398	379	489	432	2539	211,00	0
2	Winther Pedersen B. Larsen T.	Denmark 2	213 217	208 234	201 222	211 235	198 204	184 210	1215 1322	202,00 220,00	
			430	442	423	446	402	394	2537	211,00	-2
3	Michaud E. Beer G.	France 1	163 216	199 234	166 266	266 233	157 180	179 222	1130 1351	188,00 225,00	
			379	433	432	499	337	401	2481	206,00	-58
4	Madaminov T. Semenov I.	Russia 2	255 152	157 141	191 240	189 246	188 235	221 223	1201 1237	200,00 206,00	
			407	298	431	435	423	444	2438	203,00	-101
5	Oralek C. Loos M.	Austria 3	154 169	204 213	192 247	207 223	236 152	215 224	1208 1228	201,00 204,00	
			323	417	439	430	388	439	2436	202,00	-103
6	Nauman A. Bohm P.	Sweden 2	185 183	198 265	177 200	237 206	140 189	183 210	1120 1253	186,00 208,00	
			368	463	377	443	329	393	2373	197,00	-166
7	Sandbaekken M. Olsen M.	Norway 2	194 225	179 215	224 178	202 188	161 179	242 181	1202 1166	200,00 194,00	
			419	394	402	390	340	423	2368	197,00	-171
8	Mathiasen K. Sondberg C.	Denmark 3	254 179	180 182	215 165	192 214	154 258	157 215	1152 1213	192,00 202,00	
			433	362	380	406	412	372	2365	197,00	-174
9	Berger C. Hinterwimmer F.	Germany 1	199 194	203 266	216 192	207 162	177 201	189 157	1191 1172	198,00 195,00	
			393	469	408	369	378	346	2363	196,00	-176
10	Alfital A. Schechter D.	Israel 1	187 202	170 181	196 216	220 154	143 218	222 246	1138 1217	189,00 202,00	
			389	351	412	374	361	468	2355	195,00	-184
11	Santu A. Circosta D.	Italy 2	178 184	169 209	163 183	206 186	208 192	277 191	1201 1145	200,00 190,00	
			362	378	346	392	400	468	2346	195,00	-193
12	Pignatiello C. Angel Amenta J.	Italy 3	168 192	192 267	188 206	226 143	200 204	181 172	1155 1184	192,00 197,00	
			360	459	394	369	404	353	2339	194,00	-200
13	Perneel J. Vansteenbrugge G.	Belgium 1	215 145	185 255	209 163	216 188	221 146	216 178	1262 1075	210,00 179,00	
			360	440	372	404	367	394	2337	194,00	-202
14	Danielsson J. Nielsen Andersson J.	Sweden 3	231 188	177 191	180 159	197 196	185 164	225 233	1195 1131	199,00 188,00	
			419	368	339	393	349	458	2326	193,00	-213
15	Heikkinen J. Lönroth M.	Finland 3	196 192	202 162	166 193	212 180	224 224	184 188	1184 1139	197,00 189,00	
			388	364	359	392	448	372	2323	193,00	-216



Nr. Name



Country

G 1

G 2

G 3

G 4

G 5

G 6

Total

AVG

Diff. to
1st

Doubles : Boys

	Kallio M.	164	235	213	186	226	193	1217	202,00	
16	Parkkali J.	174	170	188	193	214	166	1105	184,00	
	Finland 1	338	405	401	379	440	359	2322	193,00	-217
	Alkenitch G.	180	177	145	198	245	212	1157	192,00	
17	Cools J.	223	139	186	174	215	218	1155	192,00	
	Belgium 2	403	316	331	372	460	430	2312	192,00	-227
	Möller M.	160	169	206	185	186	245	1151	191,00	
18	Halvarsson P.	187	194	164	212	190	212	1159	193,00	
	Sweden 1	347	363	370	397	376	457	2310	192,00	-229
	Miller M.	159	156	221	184	169	220	1109	184,00	
19	Jones D.	180	163	206	203	201	244	1197	199,00	
	England 1	339	319	427	387	370	464	2306	191,00	-233
	Masalin M.	213	191	193	217	174	171	1159	193,00	
20	Tonteri J.	200	129	212	194	210	202	1147	191,00	
	Finland 2	413	320	405	411	384	373	2306	192,00	-233
	Adian A.	157	230	245	199	170	185	1186	197,00	
21	Timofeev S.	167	204	185	179	206	172	1113	185,00	
	Russia 1	324	434	430	378	376	357	2299	191,00	-240
	Claessens N.	185	241	171	200	180	221	1198	199,00	
22	Dol D.	201	157	172	213	202	151	1096	182,00	
	Netherlands 3	386	398	343	413	382	372	2294	190,00	-245
	Tarsoly A.	230	182	161	193	187	222	1175	195,00	
23	Zöld A.	156	193	182	178	227	180	1116	186,00	
	Hungary 2	386	375	343	371	414	402	2291	190,00	-248
	Fishler B.	235	176	224	146	169	161	1111	185,00	
24	Speizman D.	164	200	181	192	228	214	1179	196,00	
	Israel 2	399	376	405	338	397	375	2290	190,00	-249
	Wells J.	197	177	206	167	189	161	1097	182,00	
25	Kendall D.	201	205	187	173	233	191	1190	198,00	
	England 2	398	382	393	340	422	352	2287	190,00	-252
	Häuser M.	176	211	203	173	177	192	1132	188,00	
26	Winterheimer P.	210	119	239	175	242	161	1146	191,00	
	Germany 3	386	330	442	348	419	353	2278	189,00	-261
	Medveditskov A.	187	180	179	225	232	204	1207	201,00	
27	Vikharev G.	156	190	180	211	166	167	1070	178,00	
	Russia 3	343	370	359	436	398	371	2277	189,00	-262
	Tolman N.	191	211	183	182	114	178	1059	176,00	
28	Zawada J.	189	187	221	204	211	201	1213	202,00	
	France 2	380	398	404	386	325	379	2272	189,00	-267
	Przezpolewski M.	182	230	186	150	194	213	1155	192,00	
29	Stepien L.	168	182	171	177	203	214	1115	185,00	
	Poland 1	350	412	357	327	397	427	2270	188,00	-269
	Maffre B.	163	170	172	188	206	198	1097	182,00	
30	Leguay E.	225	189	195	156	212	181	1158	193,00	
	France 3	388	359	367	344	418	379	2255	187,00	-284





Doubles : Boys

	Mar Olafsson A.	209	160	193	197	159	191	1109	184,00	
31	Pal Jakobsson B.	180	184	212	157	196	200	1129	188,00	
	Iceland 3	389	344	405	354	355	391	2238	186,00	-301
	O'reilly K.	170	182	179	159	168	215	1073	178,00	
32	McLaughlin E.	193	194	187	165	227	198	1164	194,00	
	Ireland 2	363	376	366	324	395	413	2237	186,00	-302
	Albeck M.	174	235	202	177	153	181	1122	187,00	
33	Vang T.	247	127	154	213	179	173	1093	182,00	
	Denmark 1	421	362	356	390	332	354	2215	184,00	-324
	Volceks J.	149	211	177	171	159	205	1072	178,00	
34	Nikolajevs A.	189	151	177	194	236	195	1142	190,00	
	Latvia 1	338	362	354	365	395	400	2214	184,00	-325
	Gardner G.	147	193	181	190	179	161	1051	175,00	
35	Joyce S.	189	208	188	192	176	204	1157	192,00	
	Ireland 1	336	401	369	382	355	365	2208	183,00	-331
	Barnett C.	218	177	148	202	165	168	1078	179,00	
36	Preddy J.	203	210	154	185	224	150	1126	187,00	
	England 3	421	387	302	387	389	318	2204	183,00	-335
	Kok M.	182	152	161	188	185	151	1019	169,00	
37	van der Vliet T.	212	194	191	148	174	233	1152	192,00	
	Netherlands 2	394	346	352	336	359	384	2171	180,00	-368
	Gill S.	153	235	155	225	200	180	1148	191,00	
38	Jeffery B.	170	175	146	170	223	137	1021	170,00	
	Scotland 3	323	410	301	395	423	317	2169	180,00	-370
	Nahko T.	132	188	207	136	190	192	1045	174,00	
39	Parts R.	152	189	213	176	214	173	1117	186,00	
	Estonia 2	284	377	420	312	404	365	2162	180,00	-377
	Labuschagne C.	233	166	186	156	233	198	1172	195,00	
40	Smith D.	157	158	170	180	156	169	990	165,00	
	South Africa 2	390	324	356	336	389	367	2162	180,00	-377
	Petersen C.	169	185	174	176	131	194	1029	171,00	
41	Ek Svein A.	278	172	172	174	136	200	1132	188,00	
	Norway 1	447	357	346	350	267	394	2161	179,00	-378
	McFadden G.	147	210	206	168	158	192	1081	180,00	
42	Tunncliffe M.	156	160	182	158	213	192	1061	176,00	
	Wales 1	303	370	388	326	371	384	2142	178,00	-397
	McQueen J.	203	165	148	194	176	166	1052	175,00	
43	Duncan M.	180	185	201	194	160	169	1089	181,00	
	Scotland 2	383	350	349	388	336	335	2141	178,00	-398
	Grundschober L.	166	166	210	198	184	197	1121	186,00	
44	Baumgartner M.	221	168	172	164	147	140	1012	168,00	
	Austria 2	387	334	382	362	331	337	2133	177,00	-406
	Hendrickx G.	177	166	152	200	216	155	1066	177,00	
45	Vanderzanden J.	186	160	192	208	150	162	1058	176,00	
	Belgium 3	363	326	344	408	366	317	2124	176,00	-415



Nr. Name



Country

G 1

G 2

G 3

G 4

G 5

G 6

Total

AVG

Diff. to
1st

Doubles : Boys

	Magermans J.	169	189	205	124	162	173	1022	170,00	
46	Jacobs M.	200	161	188	165	171	217	1102	183,00	
	Netherlands 1	369	350	393	289	333	390	2124	176,00	-415
	Sotile G.	144	198	159	170	140	183	994	165,00	
47	Tomatis D.	156	209	195	164	210	191	1125	187,00	
	Italy 1	300	407	354	334	350	374	2119	176,00	-420
	Venetis G.	163	132	189	214	215	158	1071	178,00	
48	Michas N.	170	186	166	164	142	214	1042	173,00	
	Greece 1	333	318	355	378	357	372	2113	175,00	-426
	Bodis G.	167	220	178	216	189	191	1161	193,00	
49	Horvath D.	180	109	156	199	157	147	948	158,00	
	Hungary 3	347	329	334	415	346	338	2109	175,00	-430
	Cloake C.	193	222	183	180	148	139	1065	177,00	
50	Mcloughlin D.	139	194	148	156	188	193	1018	169,00	
	Ireland 3	332	416	331	336	336	332	2083	173,00	-456
	Dreier H.	146	177	180	169	121	201	994	165,00	
51	Uibu S.	191	163	220	161	194	154	1083	180,00	
	Estonia 1	337	340	400	330	315	355	2077	172,00	-462
	Walters L.	161	201	134	227	167	172	1062	177,00	
52	Hurst M.	158	198	177	159	147	170	1009	168,00	
	Wales 2	319	399	311	386	314	342	2071	172,00	-468
	Luther C.	192	150	161	214	166	171	1054	175,00	
53	Knowles K.	201	136	266	116	148	149	1016	169,00	
	South Africa 1	393	286	427	330	314	320	2070	172,00	-469
	Gudmundsson M.	179	188	163	161	208	180	1079	179,00	
54	Hardarson H.	197	162	132	189	164	143	987	164,00	
	Iceland 1	376	350	295	350	372	323	2066	171,00	-473
	Rulz R.	203	144	136	157	153	179	972	162,00	
55	Hochstöger B.	194	156	258	188	137	136	1069	178,00	
	Austria 1	397	300	394	345	290	315	2041	170,00	-498
	Filimonovs V.	182	166	181	176	186	164	1055	175,00	
56	Dmitrijs V.	159	168	186	144	168	156	981	163,00	
	Latvia 2	341	334	367	320	354	320	2036	169,00	-503
	Nikolaisen C.	145	173	203	150	150	188	1009	168,00	
57	Nilsskog K.	156	229	172	157	156	146	1016	169,00	
	Norway 3	301	402	375	307	306	334	2025	168,00	-514
	Ingi Ragnarsson J.	161	167	190	158	137	141	954	159,00	
58	Dan Sigurdsson R.	205	168	172	163	186	177	1071	178,00	
	Iceland 2	366	335	362	321	323	318	2025	168,00	-514
	Georgiev H.	206	153	202	128	175	182	1046	174,00	
59	Chiftchi M.	139	152	182	181	188	124	966	161,00	
	Bulgaria 1	345	305	384	309	363	306	2012	167,00	-527
	Tunncliffe R.	196	153	163	175	115	156	958	159,00	
60	Isaac J.	185	130	181	164	201	176	1037	172,00	
	Wales 3	381	283	344	339	316	332	1995	165,00	-544



Nr. Name



Country

G 1

G 2

G 3

G 4

G 5

G 6

Total

AVG

Diff. to
1st

Doubles : Boys

	Fotakis A.	161	136	184	180	205	223	1089	181,00	
61	Karetsos T.	151	176	145	125	116	175	888	148,00	
	Greece 3	312	312	329	305	321	398	1977	164,00	-562
	Telli C.	156	145	152	138	170	138	899	149,00	
62	Kontas B.	181	170	181	197	172	175	1076	179,00	
	Turkey 1	337	315	333	335	342	313	1975	164,00	-564
	Bruce M.	130	157	172	123	161	176	919	153,00	
63	Colthart L.	180	188	168	155	166	190	1047	174,00	
	Scotland 1	310	345	340	278	327	366	1966	163,00	-573
	Luczek B.	149	148	162	134	180	127	900	150,00	
64	Pongor L.	140	165	192	176	202	178	1053	175,00	
	Hungary 1	289	313	354	310	382	305	1953	162,00	-586
	Batsaras K.	152	170	183	146	145	150	946	157,00	
65	Michas M.	151	169	158	189	182	142	991	165,00	
	Greece 2	303	339	341	335	327	292	1937	161,00	-602
	de Jesus D.	170	139	144	174	149	173	949	158,00	
66	Rokebrand P.	137	161	117	124	150	143	832	138,00	
	South Africa 3	307	300	261	298	299	316	1781	148,00	-758
	Onur C.	116	121	186	124	163	158	868	144,00	
67	Odabasi D.	116	113	141	115	195	151	831	138,00	
	Turkey 2	232	234	327	239	358	309	1699	141,00	-840





Trios : Girls

1	Billingham J.	201	211	178	136	221	221	1168	194,00	
	White H.	172	187	185	149	212	231	1136	189,00	
	Jolly B.	247	189	220	257	209	200	1322	220,00	
	England G2	620	587	583	542	642	652	3626	201,00	0
2	van der Meer D.	172	205	186	221	192	211	1187	197,00	
	Kok W.	175	234	194	169	229	199	1200	200,00	
	van der Tol G.	182	222	194	182	209	198	1187	197,00	
	Netherlands G1	529	661	574	572	630	608	3574	198,00	-52
3	Frost E.	210	179	245	151	191	204	1180	196,00	
	Overall S.	189	148	186	148	225	181	1077	179,00	
	Elkington F.	225	213	191	222	181	184	1216	202,00	
	England G1	624	540	622	521	597	569	3473	192,00	-153
4	Cipriano V.	166	158	178	146	177	226	1051	175,00	
	Roiati C.	187	198	232	217	152	199	1185	197,00	
	Di Martino G.	189	219	215	222	219	172	1236	206,00	
	Italy G1	542	575	625	585	548	597	3472	192,00	-154
5	Witvrouwen C.	170	141	226	171	231	165	1104	184,00	
	van de Crean M.	181	134	240	188	258	137	1138	189,00	
	Horemans K.	176	202	196	198	217	210	1199	199,00	
	Belgium G1	527	477	662	557	706	512	3441	190,00	-185
6	Tuomisalo L.	208	196	208	146	143	167	1068	178,00	
	Manninen N.	175	191	181	201	198	246	1192	198,00	
	Mäkelä J.	198	217	192	157	208	155	1127	187,00	
	Finland G1	581	604	581	504	549	568	3387	187,00	-239
7	Pettersen C.	151	199	150	240	230	208	1178	196,00	
	Jakobsen R.	210	150	153	202	238	176	1129	188,00	
	Bjercke C.	165	166	215	207	171	153	1077	179,00	
	Norway G1	526	515	518	649	639	537	3384	187,00	-242
8	Hulsch T.	202	210	237	176	152	181	1158	193,00	
	Sommer C.	178	201	173	219	212	189	1172	195,00	
	Schymanski S.	127	188	182	187	196	157	1037	172,00	
	Germany G2	507	599	592	582	560	527	3367	186,00	-259
9	Hellden S.	164	207	238	160	142	180	1091	181,00	
	Wellstam J.	177	176	181	198	193	205	1130	188,00	
	Jonsson C.	200	203	202	161	183	192	1141	190,00	
	Sweden G1	541	586	621	519	518	577	3362	186,00	-264
10	Alm E.	164	188	160	185	178	231	1106	184,00	
	Magnusson P.	148	199	165	165	176	202	1055	175,00	
	Bergvall S.	190	170	246	225	172	156	1159	193,00	
	Sweden G2	502	557	571	575	526	589	3320	184,00	-306
11	van de Louw M.	208	157	201	191	245	242	1244	207,00	
	Plummen K.	162	158	146	168	170	183	987	164,00	
	Huijden S.	154	183	178	183	182	164	1044	174,00	
	Netherlands G2	524	498	525	542	597	589	3275	181,00	-351



Nr.	Name	G 1	G 2	G 3	G 4	G 5	G 6	Total	AVG	Diff. to 1st
-----	------	-----	-----	-----	-----	-----	-----	-------	-----	--------------



Country

Trios : Girls

12	Christensen M.	163	235	202	211	165	181	1157	192,00	
	Kristensen L.	171	176	202	182	208	180	1119	186,00	
	Pedersen K.	133	199	131	183	211	138	995	165,00	
	Denmark G2	467	610	535	576	584	499	3271	181,00	-355
13	Nolden L.	198	181	226	156	161	236	1158	193,00	
	Pöppler B.	168	204	155	157	143	170	997	166,00	
	Ribguth J.	179	156	236	181	161	191	1104	184,00	
	Germany G1	545	541	617	494	465	597	3259	181,00	-367
14	Gauton M.	171	192	194	198	208	131	1094	182,00	
	Breteville E.	146	175	160	166	205	161	1013	168,00	
	Biguet F.	217	188	162	143	210	216	1136	189,00	
	France G1	534	555	516	507	623	508	3243	179,00	-383
15	Gales A.	184	134	198	170	193	176	1055	175,00	
	Lomholdt S.	113	178	197	152	194	190	1024	170,00	
	Agerbo M.	190	219	255	153	165	169	1151	191,00	
	Denmark G1	487	531	650	475	552	535	3230	178,00	-396
16	Piwowarczyk M.	159	165	195	211	189	167	1086	181,00	
	Michalus M.	188	199	167	191	172	189	1106	184,00	
	Martin N.	171	163	190	158	160	170	1012	168,00	
	Poland G1	518	527	552	560	521	526	3204	177,00	-422
17	Rokebrand M.	153	181	147	146	207	205	1039	173,00	
	Beaver C.	201	174	132	188	163	162	1020	170,00	
	Groves B.	170	200	201	190	183	186	1130	188,00	
	South Africa G1	524	555	480	524	553	553	3189	177,00	-437
18	Kerbs K.	171	178	165	191	170	169	1044	174,00	
	Manninen H.	187	150	191	181	176	149	1034	172,00	
	Mähönen M.	229	145	141	186	172	216	1089	181,00	
	Finland G2	587	473	497	558	518	534	3167	175,00	-459
19	Craig J.	234	181	183	158	156	156	1068	178,00	
	Fleming H.	160	179	166	164	181	159	1009	168,00	
	Dahlgren L.	172	191	187	153	204	182	1089	181,00	
	Scotland G1	566	551	536	475	541	497	3166	175,00	-460
20	van Haver V.	196	136	236	170	153	158	1049	174,00	
	Goossens K.	155	222	156	199	205	203	1140	190,00	
	Louis S.	148	128	152	153	186	176	943	157,00	
	Belgium G2	499	486	544	522	544	537	3132	173,00	-494
21	Mischenko O.	186	218	182	153	211	181	1131	188,00	
	Komarova N.	151	188	157	210	210	135	1051	175,00	
	Gorelyk R.	159	166	158	159	160	140	942	157,00	
	Ukraine G1	496	572	497	522	581	456	3124	173,00	-502
22	Healey L.	166	160	127	178	160	169	960	160,00	
	Dewey R.	166	187	149	145	174	161	982	163,00	
	de Jesus C.	166	202	194	132	188	167	1049	174,00	
	South Africa G2	498	549	470	455	522	497	2991	165,00	-635



Nr. Name



Country

G 1

G 2

G 3

G 4

G 5

G 6

Total

AVG

Diff. to
1st

Trios : Girls

23	Logan C.	159	137	169	174	191	148	978	163,00	
	Butchard E.	134	175	182	177	148	143	959	159,00	
	Wallace K.	224	153	173	126	200	157	1033	172,00	
	Scotland G2	517	465	524	477	539	448	2970	164,00	-656
24	Bach C.	129	192	179	173	157	138	968	161,00	
	Degoud E.	168	186	172	176	202	176	1080	180,00	
	Jacques A.	156	155	149	140	164	137	901	150,00	
	France G2	453	533	500	489	523	451	2949	163,00	-677
25	Volf N.	170	170	137	167	183	148	975	162,00	
	Hosszu G.	133	125	170	136	114	142	820	136,00	
	Weber A.	133	152	147	119	203	149	903	150,00	
	Hungary G1	436	447	454	422	500	439	2698	149,00	-928





Trios : Boys

1	Parkkali J.	217	165	201	210	214	212	1219	203,00	
	Masalin M.	221	202	244	204	222	197	1290	215,00	
	Tonteri J.	201	236	227	134	175	213	1186	197,00	
	Finland 2	639	603	672	548	611	622	3695	205,00	0
2	Loos M.	201	228	221	184	256	194	1284	214,00	
	Oralek C.	213	201	195	246	213	235	1303	217,00	
	Grundschober L.	150	182	176	145	185	202	1040	173,00	
	Austria 2	564	611	592	575	654	631	3627	201,00	-68
3	Jones D.	182	224	219	177	228	239	1269	211,00	
	Kendall D.	194	247	255	259	243	167	1365	227,00	
	Preddy J.	158	186	159	197	146	147	993	165,00	
	England 2	534	657	633	633	617	553	3627	201,00	-68
4	Miller M.	210	160	253	173	241	178	1215	202,00	
	Wells J.	200	222	184	164	165	189	1124	187,00	
	Barnett C.	172	225	231	227	188	196	1239	206,00	
	England 1	582	607	668	564	594	563	3578	198,00	-117
5	Medveditskov A.	168	172	229	147	199	216	1131	188,00	
	Madaminov T.	190	215	217	204	193	166	1185	197,00	
	Semenov I.	260	226	155	154	184	254	1233	205,00	
	Russia 2	618	613	601	505	576	636	3549	196,00	-146
6	Kallio M.	170	160	193	248	214	182	1167	194,00	
	Heikkinen J.	180	206	215	227	165	225	1218	203,00	
	Lönnroth M.	189	212	146	185	215	186	1133	188,00	
	Finland 1	539	578	554	660	594	593	3518	195,00	-177
7	Michaud E.	169	220	225	254	204	222	1294	215,00	
	Beer G.	149	190	163	207	210	201	1120	186,00	
	Leguay E.	150	204	235	148	182	170	1089	181,00	
	France 1	468	614	623	609	596	593	3503	194,00	-192
8	Tomatis D.	221	191	168	221	172	138	1111	185,00	
	Sotile G.	229	189	190	209	218	193	1228	204,00	
	Circosta D.	208	191	200	173	185	188	1145	190,00	
	Italy 2	658	571	558	603	575	519	3484	193,00	-211
9	Alfital A.	223	140	214	158	155	163	1053	175,00	
	Speizman D.	268	196	183	194	210	222	1273	212,00	
	Schechter D.	193	214	225	184	160	180	1156	192,00	
	Israel 1	684	550	622	536	525	565	3482	193,00	-213
10	Larsen T.	185	247	255	216	204	200	1307	217,00	
	Mathiasen K.	162	222	191	136	173	144	1028	171,00	
	Winther Pedersen B.	208	203	166	183	162	204	1126	187,00	
	Denmark 1	555	672	612	535	539	548	3461	191,00	-234
11	Claessens N.	164	191	203	189	208	203	1158	193,00	
	Dol D.	184	223	157	179	197	207	1147	191,00	
	van der Vliet T.	206	210	236	167	130	201	1150	191,00	
	Netherlands 2	554	624	596	535	535	611	3455	191,00	-240



Nr.	Name	G 1	G 2	G 3	G 4	G 5	G 6	Total	AVG	Diff. to 1st
-----	------	-----	-----	-----	-----	-----	-----	-------	-----	--------------



Country

Trios : Boys

12	Bohm P.	224	223	199	199	159	253	1257	209,00	
	Halvarsson P.	165	245	245	169	210	198	1232	205,00	
	Danielsson J.	162	161	166	150	178	148	965	160,00	
	Sweden 1	551	629	610	518	547	599	3454	191,00	-241
13	Jacobs M.	215	173	199	183	211	183	1164	194,00	
	Magermans J.	184	190	176	147	184	193	1074	179,00	
	Kok M.	255	162	173	235	212	176	1213	202,00	
	Netherlands 1	654	525	548	565	607	552	3451	191,00	-244
14	Adian A.	195	168	243	197	174	189	1166	194,00	
	Timofeev S.	151	198	163	162	202	176	1052	175,00	
	Vikharev G.	225	157	214	189	214	233	1232	205,00	
	Russia 1	571	523	620	548	590	598	3450	191,00	-245
15	Winterheimer P.	213	158	193	243	205	189	1201	200,00	
	Häuser M.	185	214	161	177	181	139	1057	176,00	
	Hinterwimmer F.	211	167	188	200	199	211	1176	196,00	
	Germany 2	609	539	542	620	585	539	3434	190,00	-261
16	Perneel J.	174	168	200	165	159	212	1078	179,00	
	Alkenitch G.	151	211	158	179	206	227	1132	188,00	
	Cools J.	193	179	218	154	214	247	1205	200,00	
	Belgium 2	518	558	576	498	579	686	3415	189,00	-280
17	Olsen M.	169	264	213	187	152	232	1217	202,00	
	Ek Svein A.	148	162	187	245	191	209	1142	190,00	
	Sandbaekken M.	180	168	148	199	155	200	1050	175,00	
	Norway 1	497	594	548	631	498	641	3409	189,00	-286
18	Fotakis A.	171	179	216	193	179	192	1130	188,00	
	Venetis G.	210	191	169	215	179	159	1123	187,00	
	Michas N.	185	233	178	208	189	145	1138	189,00	
	Greece 1	566	603	563	616	547	496	3391	188,00	-304
19	Petersen C.	215	214	203	138	183	201	1154	192,00	
	Nilsskog K.	214	206	157	200	192	155	1124	187,00	
	Nikolaisen C.	156	190	137	174	233	223	1113	185,00	
	Norway 2	585	610	497	512	608	579	3391	188,00	-304
20	Sandowski D.	165	152	199	191	211	179	1097	182,00	
	Berger C.	217	162	215	169	175	184	1122	187,00	
	Schröder T.	188	199	190	184	199	187	1147	191,00	
	Germany 1	570	513	604	544	585	550	3366	186,00	-329
21	Möller M.	245	205	245	162	135	170	1162	193,00	
	Nielsen Andersson J.	166	218	199	188	165	189	1125	187,00	
	Nauman A.	182	167	198	185	175	152	1059	176,00	
	Sweden 2	593	590	642	535	475	511	3346	185,00	-349
22	Sondberg C.	185	193	171	192	180	230	1151	191,00	
	Vang T.	192	185	170	213	151	161	1072	178,00	
	Albeck M.	197	226	175	167	184	171	1120	186,00	
	Denmark 2	574	604	516	572	515	562	3343	185,00	-352





Nr.	Name	G 1	G 2	G 3	G 4	G 5	G 6	Total	AVG	Diff. to 1st
-----	------	-----	-----	-----	-----	-----	-----	-------	-----	--------------

Country

Trios : Boys

23	Gardner G.	210	144	186	160	160	182	1042	173,00	
	McLoughlin D.	168	212	236	174	153	203	1146	191,00	
	Joyce S.	193	178	204	201	196	175	1147	191,00	
	Ireland 2	571	534	626	535	509	560	3335	185,00	-360
24	Angel Amenta J.	162	191	180	199	188	238	1158	193,00	
	Pignatiello C.	170	225	222	175	169	124	1085	180,00	
	Santu A.	207	180	216	137	157	189	1086	181,00	
	Italy 1	539	596	618	511	514	551	3329	184,00	-366
25	Parts R.	218	258	226	177	162	188	1229	204,00	
	Uibu S.	135	174	123	163	174	243	1012	168,00	
	Nahko T.	204	198	177	136	177	191	1083	180,00	
	Estonia 1	557	630	526	476	513	622	3324	184,00	-371
26	Grzybowski C.	199	181	148	192	188	123	1031	171,00	
	Przezpolewski M.	183	191	263	182	170	267	1256	209,00	
	Stepien L.	187	150	175	178	195	140	1025	170,00	
	Poland 1	569	522	586	552	553	530	3312	183,00	-383
27	Tolman N.	159	191	215	173	191	176	1105	184,00	
	Zawada J.	168	173	173	199	213	167	1093	182,00	
	Maffre B.	176	205	135	215	203	179	1113	185,00	
	France 2	503	569	523	587	607	522	3311	183,00	-384
28	Jeffery B.	157	171	181	161	181	158	1009	168,00	
	McQueen J.	149	216	149	192	203	142	1051	175,00	
	Gill S.	223	149	229	253	195	202	1251	208,00	
	Scotland 2	529	536	559	606	579	502	3311	183,00	-384
29	Zöld A.	199	199	168	180	218	151	1115	185,00	
	Bodis G.	167	226	220	184	175	168	1140	190,00	
	Tarsoly A.	162	242	126	165	179	166	1040	173,00	
	Hungary 2	528	667	514	529	572	485	3295	182,00	-400
30	Hardarson H.	181	153	185	211	162	207	1099	183,00	
	Pal Jakobsson B.	148	145	192	154	178	239	1056	176,00	
	Gudmundsson M.	246	144	173	192	165	191	1111	185,00	
	Iceland 1	575	442	550	557	505	637	3266	181,00	-429
31	Walters L.	211	190	176	172	188	161	1098	183,00	
	McFadden G.	173	221	217	154	186	155	1106	184,00	
	Tunncliffe M.	149	178	190	150	188	193	1048	174,00	
	Wales 1	533	589	583	476	562	509	3252	180,00	-443
32	Hochstätger B.	263	206	194	142	169	148	1122	187,00	
	Rulz R.	153	132	192	174	158	217	1026	171,00	
	Baumgartner M.	210	176	185	196	158	164	1089	181,00	
	Austria 1	626	514	571	512	485	529	3237	179,00	-458
33	Vansteenbrugge G.	167	179	197	146	223	215	1127	187,00	
	Hendrickx G.	153	169	232	218	223	125	1120	186,00	
	Vanderzanden J.	127	179	173	209	128	170	986	164,00	
	Belgium 1	447	527	602	573	574	510	3233	179,00	-462



Nr. Name



Country

G 1

G 2

G 3

G 4

G 5

G 6

Total

AVG

Diff. to
1st

Trios : Boys

34	Batsaras K.	119	145	265	168	141	148	986	164,00	
	Michas M.	199	155	201	201	141	206	1103	183,00	
	Karetsos T.	203	143	205	192	158	212	1113	185,00	
	Greece 2	521	443	671	561	440	566	3202	177,00	-493
35	Colthart L.	148	191	187	244	188	188	1146	191,00	
	Bruce M.	160	128	178	195	148	222	1031	171,00	
	Duncan M.	161	170	165	136	197	194	1023	170,00	
	Scotland 1	469	489	530	575	533	604	3200	177,00	-495
36	McLaughlin E.	189	163	236	213	193	165	1159	193,00	
	Cloake C.	130	158	165	168	155	156	932	155,00	
	O'reilly K.	163	189	181	205	200	169	1107	184,00	
	Ireland 1	482	510	582	586	548	490	3198	177,00	-497
37	de Jesus D.	212	177	167	189	148	210	1103	183,00	
	Rokebrand P.	146	221	178	124	171	162	1002	167,00	
	Smith D.	214	172	167	223	167	149	1092	182,00	
	South Africa 2	572	570	512	536	486	521	3197	177,00	-498
38	Luther C.	204	182	152	204	156	167	1065	177,00	
	Knowles K.	213	245	147	161	139	155	1060	176,00	
	Labuschagne C.	167	196	182	135	219	157	1056	176,00	
	South Africa 1	584	623	481	500	514	479	3181	176,00	-514
39	Filimonovs V.	180	163	131	172	175	175	996	166,00	
	Volceks J.	165	165	165	120	154	198	967	161,00	
	Nikolajevs A.	199	242	204	192	152	144	1133	188,00	
	Latvia 1	544	570	500	484	481	517	3096	171,00	-599
40	Hurst M.	180	191	165	169	165	138	1008	168,00	
	Tunncliffe R.	145	211	177	155	185	145	1018	169,00	
	Isaac J.	224	169	161	130	154	160	998	166,00	
	Wales 2	549	571	503	454	504	443	3024	167,00	-671
41	Dan Sigurdsson R.	166	129	157	156	162	182	952	158,00	
	Ingi Ragnarsson J.	165	160	145	161	157	216	1004	167,00	
	Mar Olafsson A.	189	147	172	184	178	180	1050	175,00	
	Iceland 2	520	436	474	501	497	578	3006	166,00	-689
42	Luczek B.	158	166	153	149	160	181	967	161,00	
	Horvath D.	170	177	117	182	159	181	986	164,00	
	Pongor L.	180	117	157	215	181	168	1018	169,00	
	Hungary 1	508	460	427	546	500	530	2971	164,00	-724
43	Kontas B.	192	195	149	129	202	137	1004	167,00	
	Onur C.	166	147	139	145	123	152	872	145,00	
	Telli C.	190	133	167	173	127	146	936	156,00	
	Turkey 1	548	475	455	447	452	435	2812	156,00	-883





Teams : Girls

1	Pettersen C.	138	248	171	199	191	200	1147	191,00	
	Lislien M.	183	226	155	188	155	205	1112	185,00	
	Louise Haugen A.	176	196	214	202	200	201	1189	198,00	
	Jakobsen R.	215	179	190	221	235	197	1237	206,00	
	Bjercke C.	204	149	179	220	244	212	1208	201,00	
	Norway G1	916	998	909	1030	1025	1015	5893	196,00	0
2	Billingham J.	174	167	185	184	231	227	1168	194,00	
	Frost E.	209	187	159	234	209	161	1159	193,00	
	White H.	192	186	232	171	212	193	1186	197,00	
	Elkington F.	181	177	170	196	159	197	1080	180,00	
	Jolly B.	213	183	178	205	176	205	1160	193,00	
	England G1	969	900	924	990	987	983	5753	191,00	-140
3	van der Meer D.	181	211	210	155	195	205	1157	192,00	
	Kok W.	147	163	177	216	178	202	1083	180,00	
	Huijden S.	200	192	184	225	180	158	1139	189,00	
	van de Louw M.	205	171	172	201	186	202	1137	189,00	
	van der Tol G.	159	186	178	164	220	223	1130	188,00	
	Netherlands G1	892	923	921	961	959	990	5646	187,00	-247
4	Nolden L.	189	234	191	176	177	181	1148	191,00	
	Ribguth J.	202	195	179	188	180	181	1125	187,00	
	Schymanski S.	158	192	166	155	159	224	1054	175,00	
	Hulsch T.	236	235	166	149	216	185	1187	197,00	
	Sommer C.	161	171	235	175	165	189	1096	182,00	
	Germany G1	946	1027	937	843	897	960	5610	186,00	-283
5	Hellden S.	147	181	206	170	160	153	1017	169,00	
	Alm E.	189	152	186	180	206	208	1121	186,00	
	Wellstam J.	209	202	170	202	214	232	1229	204,00	
	Jonsson C.	165	211	193	125	170	170	1034	172,00	
	Bergvall S.	149	202	199	215	203	165	1133	188,00	
	Sweden G1	859	948	954	892	953	928	5534	183,00	-359
6	van Haver V.	126	150	169	160	191	215	1011	168,00	
	Louis S.	187	158	180	161	171	221	1078	179,00	
	van de Crean M.	195	170	180	148	139	206	1038	173,00	
	Witvrouwen C.	146	185	179	196	172	181	1059	176,00	
	Horemans K.	234	247	205	180	256	214	1336	222,00	
	Belgium G1	888	910	913	845	929	1037	5522	183,00	-371
7	Jacques A.	209	146	135	164	125	148	927	154,00	
	Gauton M.	215	234	236	179	175	237	1276	212,00	
	Breteville E.	195	150	150	149	199	200	1043	173,00	
	Degoud E.	217	176	181	190	188	158	1110	185,00	
	Biguet F.	180	243	152	180	180	162	1097	182,00	
	France G1	1016	949	854	862	867	905	5453	181,00	-440





Teams : Girls

8	Manninen N.	143	199	176	176	213	166	1073	178,00	
	Tuomisalo L.	166	215	213	171	160	193	1118	186,00	
	Mähönen M.	171	179	175	163	190	153	1031	171,00	
	Mäkelä J.	178	176	190	222	221	203	1190	198,00	
	Manninen H.- Kerbs K.	129	183	158	157	234	160	1021	170,00	
	Finland G1	787	952	912	889	1018	875	5433	178,00	-460
9	Gales A.	204	196	139	191	135	189	1054	175,00	
	Lomholdt S.	169	157	201	168	206	186	1087	181,00	
	Kristensen L.	146	194	151	169	158	225	1043	173,00	
	Agerbo M.	182	235	162	183	159	190	1111	185,00	
	Pedersen K.- Christensen M.	180	154	153	191	144	180	1002	167,00	
	Denmark G1	881	936	806	902	802	970	5297	174,00	-596
10	Logan C.	190	155	188	173	191	162	1059	176,00	
	Craig J.	203	157	118	187	135	150	950	158,00	
	Fleming H.	180	177	163	150	160	156	986	164,00	
	Wallace K.	224	183	171	175	173	169	1095	182,00	
	Dahlgren L.	156	170	165	151	184	178	1004	167,00	
	Scotland G1	953	842	805	836	843	815	5094	169,00	-799
11	Rokebrand M.	165	176	156	149	162	130	938	156,00	
	Dewey R.	165	171	147	201	157	160	1001	166,00	
	Healey L.	184	159	149	191	169	156	1008	168,00	
	de Jesus C.	180	166	143	151	137	159	936	156,00	
	Groves B.	149	180	173	193	163	155	1013	168,00	
	South Africa G1	843	852	768	885	788	760	4896	162,00	-997
12	Klicsu A.	157	168	146	175	138	153	937	156,00	
	Baranyai V.	146	130	149	132	153	111	821	136,00	
	Weber A.	160	161	134	155	171	129	910	151,00	
	Hosszu G.	120	157	143	141	156	103	820	136,00	
	Volf N.	149	159	142	123	201	183	957	159,00	
	Hungary G1	732	775	714	726	819	679	4445	147,00	-1448





Teams : Boys

1	Kallio M.	201	254	175	152	189	178	1149	191,00	
	Masalin M.	185	172	199	180	179	236	1151	191,00	
	Tonteri J.	207	160	190	168	202	201	1128	188,00	
	Heikkinen J.	268	221	202	238	214	196	1339	223,00	
	Parkkali J.-Lönnroth M.	190	184	129	188	233	246	1170	195,00	
	Finland 1	1051	991	895	926	1017	1057	5937	197,00	0
2	Pettersen C.	208	207	189	188	125	234	1151	191,00	
	Sandbaekken M.	235	196	201	151	183	225	1191	198,00	
	Nilsskog K.	223	178	209	237	214	206	1267	211,00	
	Ek Svein A.	150	194	196	195	201	171	1107	184,00	
	Olsen M.	224	186	154	209	188	215	1176	196,00	
	Norway 1	1040	961	949	980	911	1051	5892	196,00	-45
3	Bohm P.	190	227	215	150	184	209	1175	195,00	
	Nauman A.	183	190	185	213	189	206	1166	194,00	
	Halvarsson P.	204	229	212	156	236	201	1238	206,00	
	Nielsen Andersson J.	171	182	225	216	176	186	1156	192,00	
	Möller M.	198	182	200	150	158	213	1101	183,00	
	Sweden 1	946	1010	1037	885	943	1015	5836	194,00	-101
4	McLaughlin E.	244	167	186	227	215	217	1256	209,00	
	Gardner G.	159	159	213	204	180	232	1147	191,00	
	O'reilly K.	174	183	189	218	157	193	1114	185,00	
	Joyce S.	192	255	160	151	223	211	1192	198,00	
	McLoughlin D.	164	211	181	154	160	217	1087	181,00	
	Ireland 1	933	975	929	954	935	1070	5796	192,00	-141
5	Medveditskov A.	167	198	131	148	139	201	984	164,00	
	Vikharev G.	234	200	210	189	172	243	1248	208,00	
	Adian A.	193	212	186	180	190	215	1176	196,00	
	Madaminov T.	186	169	172	245	209	209	1190	198,00	
	Semenov I.	204	156	217	209	198	208	1192	198,00	
	Russia 1	984	935	916	971	908	1076	5790	192,00	-147
6	Sadowski D.	152	234	216	169	190	168	1129	188,00	
	Berger C.	144	177	187	230	187	194	1119	186,00	
	Winternheimer P.	185	164	210	213	156	183	1111	185,00	
	Hinterwimmer F.	201	177	232	214	155	178	1157	192,00	
	Schröder T.	182	208	231	213	226	206	1266	211,00	
	Germany 1	864	960	1076	1039	914	929	5782	192,00	-155
7	Grundschober L.	161	203	196	186	190	195	1131	188,00	
	Hochstöger B.	246	189	152	199	153	222	1161	193,00	
	Baumgartner M.	145	183	158	180	223	201	1090	181,00	
	Oralek C.	142	189	188	224	212	142	1097	182,00	
	Loos M.	201	243	207	185	224	194	1254	209,00	
	Austria 1	895	1007	901	974	1002	954	5733	190,00	-204



Nr.	Name	G 1	G 2	G 3	G 4	G 5	G 6	Total	AVG	Diff. to 1st
-----	------	-----	-----	-----	-----	-----	-----	-------	-----	--------------



Country

Teams : Boys

8	Jones D.	177	247	197	207	176	173	1177	196,00	
	Wells J.	255	216	157	152	187	180	1147	191,00	
	Miller M.	178	192	212	181	193	203	1159	193,00	
	Kendall D.	139	193	175	191	193	199	1090	181,00	
	Barnett C.	182	157	197	191	193	211	1131	188,00	
	England 1	931	1005	938	922	942	966	5704	189,00	-233
9	Larsen T.	189	176	225	185	233	193	1201	200,00	
	Albeck M.	207	213	195	145	166	203	1129	188,00	
	Mathiasen K.	198	138	218	172	155	204	1085	180,00	
	Sondberg C.	152	152	167	144	179	160	954	159,00	
	Winther Pedersen B.	234	201	255	233	220	176	1319	219,00	
	Denmark 1	980	880	1060	879	953	936	5688	189,00	-249
10	Michaud E.	204	193	193	224	177	175	1166	194,00	
	Zawada J.	158	214	184	160	220	178	1114	185,00	
	Maffre B.	169	150	206	203	198	167	1093	182,00	
	Beer G.	201	188	180	164	226	185	1144	190,00	
	Leguay E.	207	225	167	155	189	153	1096	182,00	
	France 1	939	970	930	906	1010	858	5613	186,00	-324
11	Fishler B.	180	174	235	177	232	178	1176	196,00	
	Speizman D.	192	203	152	182	211	191	1131	188,00	
	Youchler E.	168	197	145	207	157	201	1075	179,00	
	Alfital A.	193	172	212	212	155	194	1138	189,00	
	Schechter D.	183	163	194	180	176	171	1067	177,00	
	Israel 1	916	909	938	958	931	935	5587	185,00	-350
12	Circosta D.	176	190	188	154	228	150	1086	181,00	
	Angel Amenta J.	156	178	162	178	201	179	1054	175,00	
	Sotile G.	209	190	209	194	187	185	1174	195,00	
	Santu A.	197	195	223	167	199	190	1171	195,00	
	Tomatis D.	177	196	213	190	166	158	1100	183,00	
	Italy 1	915	949	995	883	981	862	5585	185,00	-352
13	Labuschagne C.	202	222	215	178	181	218	1216	202,00	
	Knowles K.	177	201	168	188	185	176	1095	182,00	
	Smith D.	177	208	200	180	177	166	1108	184,00	
	Luther C.	180	180	159	202	180	174	1075	179,00	
	de Jesus D.-Rokebrand P.	158	187	142	160	147	168	962	160,00	
	South Africa 1	894	998	884	908	870	902	5456	177,00	-481
14	Kok M.	224	177	181	169	202	170	1123	187,00	
	Claessens N.	161	192	189	120	179	175	1016	169,00	
	Dol D.	203	165	220	158	138	164	1048	174,00	
	van der Vliet T.	156	205	124	219	215	187	1106	184,00	
	Jacobs M.-Magermans J.	189	160	130	137	171	201	988	164,00	
	Netherlands 1	933	899	844	803	905	897	5281	173,00	-656



Nr.	Name	G 1	G 2	G 3	G 4	G 5	G 6	Total	AVG	Diff. to 1st
-----	------	-----	-----	-----	-----	-----	-----	-------	-----	--------------



Country

Teams : Boys

15	Gudmundsson M.	182	200	217	202	180	184	1165	194,00	
	Mar Olafsson A.	186	195	189	193	154	146	1063	177,00	
	Dan Sigurdsson R.	162	167	249	140	146	200	1064	177,00	
	Pal Jakobsson B.	161	174	160	129	181	135	940	156,00	
	Hardarson H.	174	148	150	179	178	180	1009	168,00	
	Iceland 1	865	884	965	843	839	845	5241	174,00	-696
16	Perneel J.	201	178	208	179	185	199	1150	191,00	
	Alkenitch G.	217	177	118	168	210	145	1035	172,00	
	Vansteenbrugge G.	136	162	157	161	192	140	948	158,00	
	Hendrickx G.	166	160	164	227	198	172	1087	181,00	
	Cools J.	160	156	168	181	169	185	1019	169,00	
	Belgium 1	880	833	815	916	954	841	5239	174,00	-698
17	Parts R.	193	219	198	212	163	151	1136	189,00	
	Truus K.	163	202	165	163	189	137	1019	169,00	
	Dreier H.	206	153	169	158	169	151	1006	167,00	
	Uibu S.	145	152	139	160	154	182	932	155,00	
	Nahko T.	196	172	210	185	186	184	1133	188,00	
	Estonia 1	903	898	881	878	861	805	5226	173,00	-711
18	Walters L.	156	189	133	168	169	182	997	166,00	
	Tunncliffe M.	163	178	180	127	149	235	1032	172,00	
	Tunncliffe R.	212	162	185	204	155	191	1109	184,00	
	McFadden G.	149	179	145	144	219	165	1001	166,00	
	Hurst M.	160	148	192	202	201	179	1082	180,00	
	Wales 1	840	856	835	845	893	952	5221	173,00	-716
19	Bodis G.	191	168	181	179	167	188	1074	179,00	
	Luczek B.	153	138	187	198	143	155	974	162,00	
	Pongor L.	167	214	169	202	154	138	1044	174,00	
	Zöld A.	174	206	170	189	168	159	1066	177,00	
	Tarsoly A.	161	185	126	137	199	202	1010	168,00	
	Hungary 1	846	911	833	905	831	842	5168	172,00	-769
20	Colthart L.	164	190	143	193	157	130	977	162,00	
	McQueen J.	186	172	160	171	187	206	1082	180,00	
	Bruce M.	176	160	140	170	125	120	891	148,00	
	Jeffery B.	189	170	182	215	177	167	1100	183,00	
	Gill S.	197	147	224	162	191	172	1093	182,00	
	Scotland 1	912	839	849	911	837	795	5143	171,00	-794
21	Fotakis A.	135	176	200	150	170	177	1008	168,00	
	Venetis G.	168	180	213	202	166	165	1094	182,00	
	Michas N.	193	170	206	141	176	165	1051	175,00	
	Michas M.	144	161	121	171	186	185	968	161,00	
	Karetsos T.	171	154	139	158	163	165	950	158,00	
	Greece 1	811	841	879	822	861	857	5071	168,00	-866



Nr.

Name

G 1

G 2

G 3

G 4

G 5

G 6

Total

AVG

Diff. to
1st

Country

Teams : Boys

	Kontas B.	157	190	177	209	183	144	1060	176,00	
	Telli C.	133	166	170	167	167	138	941	156,00	
22	Onur C.	104	93	128	187	176	128	816	136,00	
	Odabasi D.	124	180	230	117	180	179	1010	168,00	
	Ozata O.	126	117	160	146	126	133	808	134,00	
	Turkey 1	644	746	865	826	832	722	4635	154,00	-1302





All Events : Girls

Nr.	Name	Country	Doubles	Trios	Teams	Total	AVG	Diff. to 12th
1	Horemans K.	Belgium	1273	1199	1336	3808	211,00	321
2	Jolly B.	England	1205	1322	1160	3687	204,00	200
3	Agerbo M.	Denmark	1345	1151	1111	3607	200,00	120
4	Gauton M.	France	1190	1094	1276	3560	197,00	73
5	van der Meer D.	Netherlands	1190	1187	1157	3534	196,00	47
6	van de Louw M.	Netherlands	1142	1244	1137	3523	195,00	36
7	Billingham J.	England	1186	1168	1168	3522	195,00	35
8	Roiati C.	Italia	1119	1185	1215	3519	195,00	32
9	Mäkelä J.	Finland	1199	1127	1190	3516	195,00	29
10	Di Martino G.	Italia	1148	1236	1119	3503	194,00	16
11	Hulsch T.	Germany	1144	1158	1187	3489	193,00	2
12	Elkington F.	England	1191	1216	1080	3487	193,00	0
13	Kok W.	Netherlands	1203	1200	1083	3486	193,00	-1
14	Wellstam J.	Sweden	1121	1130	1229	3480	193,00	-7
15	Biguet F.	France	1245	1136	1097	3478	193,00	-9
16	Jakobsen R.	Norway	1094	1129	1237	3460	192,00	-27
17	McDermott A.	Ireland	1247	1033	1179	3459	192,00	-28
18	Frost E.	England	1112	1180	1159	3451	191,00	-36
19	White H.	England	1127	1136	1186	3449	191,00	-38
20	van der Tol G.	Netherlands	1125	1187	1130	3442	191,00	-45
21	Pettersen C.	Norway	1110	1178	1147	3435	190,00	-52
22	Nolden L.	Germany	1081	1158	1148	3387	188,00	-100
23	Gales A.	Denmark	1276	1055	1054	3385	188,00	-102
24	Sommer C.	Germany	1113	1172	1096	3381	187,00	-106
25	Manninen N.	Finland	1107	1192	1073	3372	187,00	-115
26	Bergvall S.	Sweden	1073	1159	1133	3365	186,00	-122
27	Aviram M.	Israel	1118	1174	1062	3354	186,00	-133
28	Smirnova E.	Russia	1070	1164	1113	3347	185,00	-140
29	Bjercke C.	Norway	1055	1077	1208	3340	185,00	-147
30	Witvrouwen C.	Belgium	1164	1104	1059	3327	184,00	-160
31	Ribguth J.	Germany	1094	1104	1125	3323	184,00	-164
32	Louise Haugen A.	Norway	1034	1098	1189	3321	184,00	-166
33	Mischenko O.	Ukraine	1061	1131	1127	3319	184,00	-168
34	Hellden S.	Sweden	1208	1091	1017	3316	184,00	-171
35	van de Crean M.	Belgium	1134	1138	1038	3310	183,00	-177
36	Kristensen L.	Denmark	1144	1119	1043	3306	183,00	-181
37	Jonsson C.	Sweden	1126	1141	1034	3301	183,00	-186
38	Tuomisalo L.	Finland	1111	1068	1118	3297	183,00	-190
39	Lomholdt S.	Denmark	1175	1024	1087	3286	182,00	-201
40	Magnusson P.	Sweden	1043	1055	1186	3284	182,00	-203
41	Huijden S.	Netherlands	1101	1044	1139	3284	182,00	-203
42	Lislien M.	Norway	1063	1068	1112	3243	180,00	-244
43	Michalus M.	Poland	1018	1106	1112	3236	179,00	-251
44	Schymanski S.	Germany	1145	1037	1054	3236	179,00	-251
45	Temple G.	Ireland	987	1111	1136	3234	179,00	-253
46	Alm E.	Sweden	1002	1106	1121	3229	179,00	-258
47	Mähönen M.	Finland	1108	1089	1031	3228	179,00	-259
48	Degoud E.	France	1035	1080	1110	3225	179,00	-262
49	Goossens K.	Belgium	1015	1140	1048	3203	177,00	-284
50	Dahlgren L.	Scotland	1103	1089	1004	3196	177,00	-291
51	Christensen M.	Denmark	937	1157	1090	3184	176,00	-303



All Events : Girls

Nr.	Name	Country	Doubles	Trios	Teams	Total	AVG	Diff. to 12th
52	Overall S.	England	1037	1077	1065	3179	176,00	-308
53	Kerbs K.	Finland	1031	1044	1099	3174	176,00	-313
54	Breteville E.	France	1114	1013	1043	3170	176,00	-317
55	Piwowarczyk M.	Poland	1001	1086	1080	3167	175,00	-320
56	Groves B.	South Africa	1015	1130	1013	3158	175,00	-329
57	Maslova G.	Russia	1075	1025	1058	3158	175,00	-329
58	Boheme N.	Greece	1003	1074	1069	3146	174,00	-341
59	Kluust K.	Estonia	1095	1017	1034	3146	174,00	-341
60	Pedersen K.	Denmark	1148	995	994	3137	174,00	-350
61	van Haver V.	Belgium	1072	1049	1011	3132	174,00	-355
62	Logan C.	Scotland	1068	978	1059	3105	172,00	-382
63	Louis S.	Belgium	1074	943	1078	3095	171,00	-392
64	Martin N.	Poland	1011	1012	1069	3092	171,00	-395
65	Komarova N.	Ukraine	1040	1051	999	3090	171,00	-397
66	Wallace K.	Scotland	951	1033	1095	3079	171,00	-408
67	Gorelyk R.	Ukraine	1097	942	1039	3078	171,00	-409
68	Rokebrand M.	South Africa	1069	1039	938	3046	169,00	-441
69	Manninen H.	Finland	990	1034	1009	3033	168,00	-454
70	Beaver C.	South Africa	990	1020	1016	3026	168,00	-461
71	Craig J.	Scotland	1000	1068	950	3018	167,00	-469
72	Plummen K.	Netherlands	1028	987	1003	3018	167,00	-469
73	Slavova V.	Bulgaria	1099	976	942	3017	167,00	-470
74	Cipriano V.	Italia	978	1051	984	3013	167,00	-474
75	Butchard E.	Scotland	1008	959	1030	2997	166,00	-490
76	Fleming H.	Scotland	975	1009	986	2970	165,00	-517
77	Dewey R.	South Africa	956	982	1001	2939	163,00	-548
78	Pöppler B.	Germany	996	997	943	2936	163,00	-551
79	Healey L.	South Africa	952	960	1008	2920	162,00	-567
80	de Jesus C.	South Africa	903	1049	936	2888	160,00	-599
81	Volf N.	Hungary	881	975	957	2813	156,00	-674
82	Papadimitriou G.	Greece	947	957	896	2800	155,00	-687
83	Jacques A.	France	950	901	927	2778	154,00	-709
84	Weber A.	Hungary	916	903	910	2729	151,00	-758
85	Dvoyakovska D.	Ukraine	858	878	923	2659	147,00	-828
86	Klicsu A.	Hungary	819	836	937	2592	144,00	-895
87	Hosszu G.	Hungary	865	820	820	2505	139,00	-982
88	Cirillo G.	Italia	884	786	825	2495	138,00	-992
89	Baranyai V.	Hungary	835	790	821	2446	135,00	-1041
90	Peksen E.	Turkey	778	777	753	2308	128,00	-1179
91	Oztan D.	Turkey	723	645	765	2133	118,00	-1354
92	Bach C.	France	951	968	0	1919	159,00	-1568



All Events : Boys

Nr.	Name	Country	Doubles	Trios	Teams	Total	AVG	Diff. to 12th
1	Larsen T.	Denmark	1322	1307	1201	3830	212,00	222
2	Loos M.	Austria	1228	1284	1254	3766	209,00	158
3	Heikkinen J.	Finland	1184	1218	1339	3741	207,00	133
4	Bohm P.	Sweden	1253	1257	1175	3685	204,00	77
5	Semenov I.	Russia	1237	1233	1192	3662	203,00	54
6	Winther Pedersen B.	Denmark	1215	1126	1319	3660	203,00	52
7	Kendall D.	England	1190	1365	1090	3645	202,00	37
8	Jones D.	England	1197	1269	1177	3643	202,00	35
9	Schröder T.	Germany	1218	1147	1266	3631	201,00	23
10	Halvarsson P.	Sweden	1159	1232	1238	3629	201,00	21
11	Beer G.	France	1351	1120	1144	3615	200,00	7
12	Oralek C.	Austria	1208	1303	1097	3608	200,00	0
13	Masalin M.	Finland	1159	1290	1151	3600	200,00	-8
14	Michaud E.	France	1130	1294	1166	3590	199,00	-18
15	Speizman D.	Israel	1179	1273	1131	3583	199,00	-25
16	McLaughlin E.	Ireland	1164	1159	1256	3579	198,00	-29
17	Madaminov T.	Russia	1201	1185	1190	3576	198,00	-32
18	Olsen M.	Norway	1166	1217	1176	3559	197,00	-49
19	Vikharev G.	Russia	1070	1232	1248	3550	197,00	-58
20	Sandowski D.	Germany	1321	1097	1129	3547	197,00	-61
21	Przezpolewski M.	Poland	1155	1256	1129	3540	196,00	-68
22	Kallio M.	Finland	1217	1167	1149	3533	196,00	-75
23	Adian A.	Russia	1186	1166	1176	3528	196,00	-80
24	Hinterwimmer F.	Germany	1172	1176	1157	3505	194,00	-103
25	Lönnroth M.	Finland	1139	1133	1231	3503	194,00	-105
26	Joyce S.	Ireland	1157	1147	1192	3496	194,00	-112
27	Gill S.	Scotland	1148	1251	1093	3492	194,00	-116
28	Perneel J.	Belgium	1262	1078	1150	3490	193,00	-118
29	Miller M.	England	1109	1215	1159	3483	193,00	-125
30	Parts R.	Estonia	1117	1229	1136	3482	193,00	-126
31	Tonteri J.	Finland	1147	1186	1128	3461	192,00	-147
32	Santu A.	Italia	1201	1086	1171	3458	192,00	-150
33	Winternheimer P.	Germany	1146	1201	1111	3458	192,00	-150
34	Barnett C.	England	1078	1239	1131	3448	191,00	-160
35	Fishler B.	Israel	1111	1160	1176	3447	191,00	-161
36	Labuschagne C.	South Africa	1172	1056	1216	3444	191,00	-164
37	Sandbaekken M.	Norway	1202	1050	1191	3443	191,00	-165
38	Schechter D.	Israel	1217	1156	1067	3440	191,00	-168
39	Berger C.	Germany	1191	1122	1119	3432	190,00	-176
40	Zawada J.	France	1213	1093	1114	3420	190,00	-188
41	Möller M.	Sweden	1151	1162	1101	3414	189,00	-194
42	Nielsen Andersson J.	Sweden	1131	1125	1156	3412	189,00	-196
43	van der Vliet T.	Netherlands	1152	1150	1106	3408	189,00	-200
44	Nilsskog K.	Norway	1016	1124	1267	3407	189,00	-201
45	Jacobs M.	Netherlands	1102	1164	1138	3404	189,00	-204
46	Sotile G.	Italia	994	1228	1174	3396	188,00	-212
47	Angel Amenta J.	Italia	1184	1158	1054	3396	188,00	-212
48	Ek Svein A.	Norway	1132	1142	1107	3381	187,00	-227
49	Cools J.	Belgium	1155	1205	1019	3379	187,00	-229
50	Häuser M.	Germany	1132	1057	1190	3379	187,00	-229
51	Circosta D.	Italia	1145	1145	1086	3376	187,00	-232



All Events : Boys

Nr.	Name	Country	Doubles	Trios	Teams	Total	AVG	Diff. to 12th
52	Bodis G.	Hungary	1161	1140	1074	3375	187,00	-233
53	Nikolajevs A.	Latvia	1142	1133	1100	3375	187,00	-233
54	Claessens N.	Netherlands	1198	1158	1016	3372	187,00	-236
55	Albeck M.	Denmark	1122	1120	1129	3371	187,00	-237
56	Wells J.	England	1097	1124	1147	3368	187,00	-240
57	Kok M.	Netherlands	1019	1213	1123	3355	186,00	-253
58	Gudmundsson M.	Iceland	1079	1111	1165	3355	186,00	-253
59	Hochstätter B.	Austria	1069	1122	1161	3352	186,00	-256
60	Nauman A.	Sweden	1120	1059	1166	3345	185,00	-263
61	Leguay E.	France	1158	1089	1096	3343	185,00	-265
62	Virchenko D.	Ukraine	1193	1051	1093	3337	185,00	-271
63	Tomatis D.	Italia	1125	1111	1100	3336	185,00	-272
64	Pettersen C.	Norway	1029	1154	1151	3334	185,00	-274
65	Alfital A.	Israel	1138	1053	1138	3329	184,00	-279
66	Parkkali J.	Finland	1105	1219	1003	3327	184,00	-281
67	Alkenitch G.	Belgium	1157	1132	1035	3324	184,00	-284
68	Medveditskov A.	Russia	1207	1131	984	3322	184,00	-286
69	Sondberg C.	Denmark	1213	1151	954	3318	184,00	-290
70	Pignatiello C.	Italia	1155	1085	1075	3315	184,00	-293
71	Maffre B.	France	1097	1113	1093	3303	183,00	-305
72	Danielsson J.	Sweden	1195	965	1138	3298	183,00	-310
73	Zöld A.	Hungary	1116	1115	1066	3297	183,00	-311
74	Stepien L.	Poland	1115	1025	1154	3294	183,00	-314
75	O'reilly K.	Ireland	1073	1107	1114	3294	183,00	-314
76	Grundschober L.	Austria	1121	1040	1131	3292	182,00	-316
77	Dol D.	Netherlands	1096	1147	1048	3291	182,00	-317
78	Venetis G.	Greece	1071	1123	1094	3288	182,00	-320
79	Timofeev S.	Russia	1113	1052	1112	3277	182,00	-331
80	Hendrickx G.	Belgium	1066	1120	1087	3273	181,00	-335
81	Mathiasen K.	Denmark	1152	1028	1085	3265	181,00	-343
82	Nahko T.	Estonia	1045	1083	1133	3261	181,00	-347
83	Preddy J.	England	1126	993	1140	3259	181,00	-349
84	McCloughlin D.	Ireland	1018	1146	1087	3251	180,00	-357
85	Filimonovs V.	Latvia	1055	996	1198	3249	180,00	-359
86	Gardner G.	Ireland	1051	1042	1147	3240	180,00	-368
87	Vang T.	Denmark	1093	1072	1067	3232	179,00	-376
88	Michas N.	Greece	1042	1138	1051	3231	179,00	-377
89	Fotakis A.	Greece	1089	1130	1008	3227	179,00	-381
90	Tarsoly A.	Hungary	1175	1040	1010	3225	179,00	-383
91	Mar Olafsson A.	Iceland	1109	1050	1063	3222	179,00	-386
92	Nikolaisen C.	Norway	1009	1113	1092	3214	178,00	-394
93	Luther C.	South Africa	1054	1065	1075	3194	177,00	-414
94	Tolman N.	France	1059	1105	1029	3193	177,00	-415
95	Baumgartner M.	Austria	1012	1089	1090	3191	177,00	-417
96	Smith D.	South Africa	990	1092	1108	3190	177,00	-418
97	Volceks J.	Latvia	1072	967	1150	3189	177,00	-419
98	McFadden G.	Wales	1081	1106	1001	3188	177,00	-420
99	McQueen J.	Scotland	1052	1051	1082	3185	176,00	-423
100	Knowles K.	South Africa	1016	1060	1095	3171	176,00	-437
101	Colthart L.	Scotland	1047	1146	977	3170	176,00	-438
102	Walters L.	Wales	1062	1098	997	3157	175,00	-451
103	Vanderzanden J.	Belgium	1058	986	1107	3151	175,00	-457



All Events : Boys

Nr.	Name	Country	Doubles	Trios	Teams	Total	AVG	Diff. to 12th
104	Vansteenbrugge G.	Belgium	1075	1127	948	3150	175,00	-458
105	Duncan M.	Scotland	1089	1023	1033	3145	174,00	-463
106	Tunncliffe M.	Wales	1061	1048	1032	3141	174,00	-467
107	Kontas B.	Turkey	1076	1004	1060	3140	174,00	-468
108	Jeffery B.	Scotland	1021	1009	1100	3130	173,00	-478
109	Pal Jakobsson B.	Iceland	1129	1056	940	3125	173,00	-483
110	Pongor L.	Hungary	1053	1018	1044	3115	173,00	-493
111	Chiftchi M.	Bulgaria	966	1075	1073	3114	173,00	-494
112	Kostal T.	Slovakia	1073	972	1063	3108	172,00	-500
113	Hurst M.	Wales	1009	1008	1082	3099	172,00	-509
114	Magermans J.	Netherlands	1022	1074	1001	3097	172,00	-511
115	Hardarson H.	Iceland	987	1099	1009	3095	171,00	-513
116	Georgiev H.	Bulgaria	1046	934	1113	3093	171,00	-515
117	Dan Sigurdsson R.	Iceland	1071	952	1064	3087	171,00	-521
118	Tunncliffe R.	Wales	958	1018	1109	3085	171,00	-523
119	Michas M.	Greece	991	1103	968	3062	170,00	-546
120	de Jesus D.	South Africa	949	1103	977	3029	168,00	-579
121	Uibu S.	Estonia	1083	1012	932	3027	168,00	-581
122	Ingi Ragnarsson J.	Iceland	954	1004	1058	3016	167,00	-592
123	Isaac J.	Wales	1037	998	980	3015	167,00	-593
124	Lajovic A.	Slovenia	967	979	1069	3015	167,00	-593
125	Dreier H.	Estonia	994	1010	1006	3010	167,00	-598
126	Grzybowski C.	Poland	872	1031	1088	2991	166,00	-617
127	Cloake C.	Ireland	1065	932	993	2990	166,00	-618
128	Youchler E.	Israel	814	1089	1075	2978	165,00	-630
129	Rulz R.	Austria	972	1026	954	2952	164,00	-656
130	Karetsos T.	Greece	888	1113	950	2951	163,00	-657
131	Dmitrijs V.	Latvia	981	1025	922	2928	162,00	-680
132	Horvath D.	Hungary	948	986	990	2924	162,00	-684
133	Batsaras K.	Greece	946	986	959	2891	160,00	-717
134	Truus K.	Estonia	914	933	1019	2866	159,00	-742
135	Luczek B.	Hungary	900	967	974	2841	157,00	-767
136	Bruce M.	Scotland	919	1031	891	2841	157,00	-767
137	Odabasi D.	Turkey	831	950	1010	2791	155,00	-817
138	Rokebrand P.	South Africa	832	1002	954	2788	154,00	-820
139	Telli C.	Turkey	899	936	941	2776	154,00	-832
140	Onur C.	Turkey	868	872	816	2556	142,00	-1052
141	Ozata O.	Turkey	769	825	808	2402	133,00	-1206



Round Robin : Girls

Nr.	Name	G 1	G 2	G 3	G 4	G 5	G 6	G 7	G 8	G 9	G 10	G 11	AVG	Total	Bonus	B-Total
1	Mäkelä,Jenni	182	217	207	245	190	290	237	221	179	129	279	216,00	2376	150	2526
2	Jolly,Becki	259	198	225	207	206	177	203	200	188	161	192	201,00	2216	240	2456
3	Horemans,Kirsten	186	192	204	227	225	225	197	222	135	195	190	199,00	2198	150	2348
4	Hulsch,Tina	189	180	205	173	226	195	190	192	198	192	171	191,00	2111	210	2321
5	Gauton,Marie	168	230	200	239	178	178	179	202	182	204	176	194,00	2136	180	2316
6	Di Martino,Giada	168	222	216	213	157	195	198	172	203	170	154	188,00	2068	225	2293
7	Roiati,Chiara	168	169	204	202	198	164	192	213	214	223	181	193,00	2128	165	2293
8	van de Louw,Mandy	187	201	198	195	255	259	178	162	171	175	155	194,00	2136	150	2286
9	Billingham,Jenny	193	191	175	198	204	194	157	199	247	156	198	192,00	2112	120	2232
10	Agerbo,Mie	202	169	166	167	169	174	211	159	213	203	191	184,00	2024	180	2204
11	Elkington,Faye	189	159	165	148	189	186	201	224	163	193	155	179,00	1972	120	2092
12	van der Meer,Danielle	175	184	127	179	163	201	189	205	200	179	138	176,00	1940	90	2030

Sponsored by



Page 1



Round Robin : Boys

Nr.	Name	G 1	G 2	G 3	G 4	G 5	G 6	G 7	G 8	G 9	G 10	G 11	AVG	Total	Bonus	B-Total
1	Halvarsson,Pontus	214	244	150	190	255	147	221	191	233	237	167	204,00	2249	240	2489
2	Bohm,Patrick	206	143	257	233	227	224	184	215	202	174	165	202,00	2230	210	2440
3	Winther Pedersen,Bo	247	152	223	185	175	224	192	222	198	198	188	200,00	2204	210	2414
4	Beer,Gerald	202	233	225	192	194	182	197	164	195	210	184	198,00	2178	150	2328
5	Kendall,David	180	200	175	253	170	232	173	227	177	157	202	195,00	2146	180	2326
6	Schröder,Timo	138	246	175	180	205	161	232	217	190	206	219	197,00	2169	150	2319
7	Oralek,Christoph	216	200	181	182	213	168	192	175	201	157	165	186,00	2050	210	2260
8	Larsen,Thomas	157	191	180	223	174	215	202	185	236	187	152	191,00	2102	150	2252
9	Jones,David	210	223	185	213	199	146	166	196	207	185	157	189,00	2087	150	2237
10	Loos,Michael	163	209	176	170	200	236	173	239	174	208	172	192,00	2120	90	2210
11	Heikkinen,Jani	195	214	188	190	175	203	182	166	184	181	151	184,00	2029	150	2179
12	Semenov,Ivan	166	187	183	179	189	181	135	178	230	178	171	179,00	1977	90	2067

Sponsored by



Page 1

Nr. Player



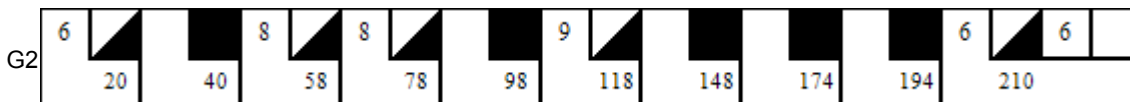
Country G 1 G 2 AVG Total Diff. to

Stepladder : Girls - 2nd against 1st

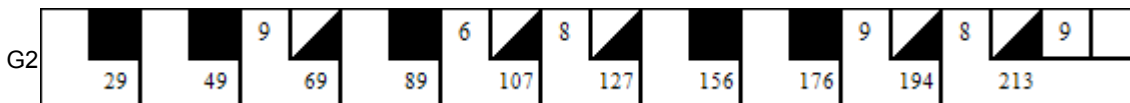
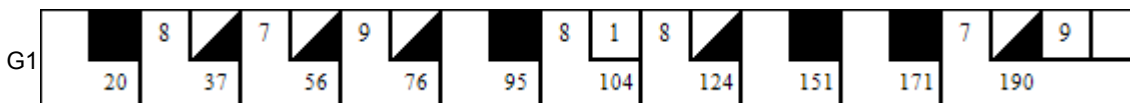
1	Jenni Mäkelä	Finland	245	210	227	455	0
2	Kirsten Horemans	Belgium	190	213	201	403	52

Games

Jenni Mäkelä



Kirsten Horemans



Nr. Player



Country G 1 G 2 AVG Total Diff. to

Stepladder : Girls - 3d against 2nd

1	Kirsten Horemans	Belgium	230		230	230	0
2	Becki Jolly	England	204		204	204	26

Games

Kirsten Horemans



Becki Jolly



Nr. Player



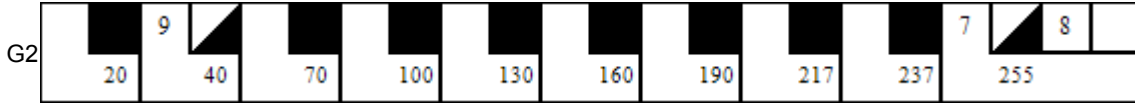
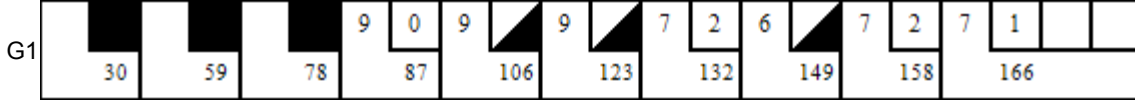
Country G 1 G 2 AVG Total Diff. to

Stepladder : Boys - 2nd against 1st

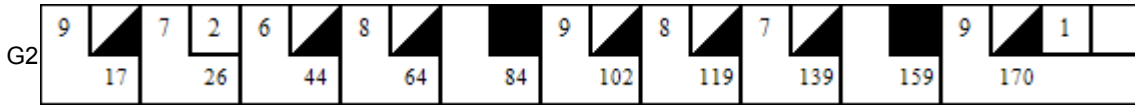

1	Pontus Halvarsson	Sweden	166	255	210	421	0
2	Patrick Bohm	Sweden	192	170	181	362	59

Games

Pontus Halvarsson



Patrick Bohm



Nr. Player



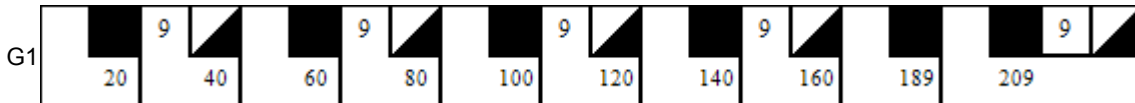
Country G 1 G 2 AVG Total Diff. to

Stepladder : Boys - 3d against 2nd

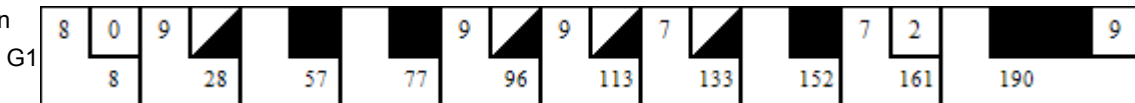
1	Patrick Bohm	Sweden	209		209	209	0
2	Bo Winther Pedersen	Denmark	190		190	190	19

Games

Patrick Bohm



Bo Winther Pedersen





AUSTRIA



BAUMGARTNER Mario
Birthday 14.12.1987
Average 2004 190
High game 300
EYC's 0



LOOS Michael
Birthday 12.05.1987
Average 2004 200
High game 300
EYC's 2



Name **LOOSCHMID**
First name Wolfgang
Function Team Manager



GRUNDSCHOBER Leo
Birthday 16.06.1987
Average 2004 200
High game 300
EYC's 2



ORALEK Christoph
Birthday 13.12.1986
Average 2004 205
High game 300
EYC's 2



Name **TYBL**
First name Thomas
Function Head Coach



HOCHSTÖGER Benjamin
Birthday 03.12.1989
Average 2004 190
High game 280
EYC's 0



RULZ Raphael
Birthday 17.06.1988
Average 2004 184
High game 280
EYC's 0



BELGIUM



ALKENITCH Gregory
 Birthday 29.04.1987
 Average 2004 192
 High game 300
 EYC's 0



GOOSSENS Katrien
 Birthday 17.11.1987
 Average 2004 186
 High game 269
 EYC's 4



Name **GOOSSENS**
 First name Arny
 Function Team Manager



COOLS Jonathan
 Birthday 24.10.1986
 Average 2004 194
 High game 300
 EYC's 1



HOREMANS Kirsten
 Birthday 16.01.1987
 Average 2004 193
 High game 279
 EYC's 4



Name **BEAYFAYS**
 First name Marc
 Function Head Coach



HENDRICKX Gianni
 Birthday 02.06.1989
 Average 2004 187
 High game 300
 EYC's 0



LOUIS Sabrina
 Birthday 04.05.1987
 Average 2004 180
 High game 263
 EYC's 2



Name **PELLEGRONS**
 First name Herman
 Function Coach Boys



PERNEEL James
 Birthday 05.11.1987
 Average 2004 191
 High game 300
 EYC's 1



VAN DE CRAEN Michelle
 Birthday 15.09.1986
 Average 2004 181
 High game 290
 EYC's 5



Name **VEZZU**
 First name Patricia
 Function Coach Girls



VANDERZANDEN Jona
 Birthday 29.02.1988
 Average 2004 178
 High game 289
 EYC's 0



VAN HAVER Valerie
 Birthday 19.02.1990
 Average 2004 156
 High game 263
 EYC's 0



Name **HERMANS**
 First name Lina
 Function Ass. Coach Boys



VANSTEENBRUGGE Glenn
 Birthday 12.04.1987
 Average 2004 187
 High game 299
 EYC's 0



WITVROUWEN Carolin
 Birthday 05.01.1990
 Average 2004 184
 High game 279
 EYC's 0



Name **GOOSSENS**
 First name Luc
 Function Ass. Coach Girls



BULGARIA

**CHIFTCHI Mavitan**

Birthday	04.09.1989
Average 2004	180
High game	252
EYC's	0

**SLAVOVA Violetka**

Birthday	14.12.1986
Average 2004	171
High game	223
EYC's	0



Name	GEORGIEV
First name	Krasimir
Function	Coach

**GEORGIEV Hristo**

Birthday	05.05.1987
Average 2004	175
High game	243
EYC's	0



DENMARK

**ALBECK Morten**

Birthday 08.06.1987
 Average 2004 187
 High game 289
 EYC's 1

**AGERBO Mie**

Birthday 14.06.1987
 Average 2004 182
 High game 298
 EYC's 2



Name **WINTHER**
 First name Henrik
 Function Team Manager

**LARSEN Thomas**

Birthday 18.11.1989
 Average 2004 197
 High game 290
 EYC's 1

**CHRISTENSEN Marianne**

Birthday 24.09.1986
 Average 2004 171
 High game 267
 EYC's 1



Name **HANSEN**
 First name Lone
 Function Team Manager

**MATHIASEN Kasper**

Birthday 18.11.1986
 Average 2004 190
 High game 279
 EYC's 1

**GALES Anne**

Birthday 31.08.1989
 Average 2004 192
 High game 279
 EYC's 1



Name **HUTCHINSON**
 First name Alan
 Function Coach Boys

**PEDERSEN Bo Winther**

Birthday 06.12.1987
 Average 2004 209
 High game 300
 EYC's 2

**KRISTENSEN Louise**

Birthday 10.03.1987
 Average 2004 173
 High game 255
 EYC's 0



Name **JEPSEN**
 First name Teddy
 Function Coach Girls

**SONDBERG Christian**

Birthday 18.07.1987
 Average 2004 195
 High game 288
 EYC's 1

**LOMHOLDT Sofie**

Birthday 27.08.1988
 Average 2004 175
 High game 259
 EYC's 0

**VANG Thomas**

Birthday 08.08.1988
 Average 2004 174
 High game 261
 EYC's 0

**PEDERSEN Karen**

Birthday 15.11.1986
 Average 2004 175
 High game 259
 EYC's 2



ENGLAND



BARNETT Christopher
 Birthday 19.01.1987
 Average 2004 191
 High game 300
 EYC's 0



BILLINGHAM Jenny
 Birthday 07.03.1987
 Average 2004 204
 High game 299
 EYC's 1



Name **SEARLE**
 First name Terry
 Function Team Manager



JONES David
 Birthday 21.03.1988
 Average 2004 205
 High game 299
 EYC's 0



ELKINGTON Faye
 Birthday 15.04.1987
 Average 2004 195
 High game 285
 EYC's 0



Name **BRINGLOE**
 First name Keith
 Function Coach



KENDALL David
 Birthday 24.07.1987
 Average 2004 210
 High game 300
 EYC's 0



FROST Emily
 Birthday 01.03.1988
 Average 2004 183
 High game 265
 EYC's 0



Name **MISSEN**
 First name Jim
 Function Coach



MILLER Matt
 Birthday 25.11.1988
 Average 2004 218
 High game 288
 EYC's 0



JOLLY Becki
 Birthday 02.03.1987
 Average 2004 194
 High game 279
 EYC's 1



PREDDY Joe
 Birthday 15.02.1988
 Average 2004 206
 High game 300
 EYC's 0



OVERALL Sarah
 Birthday 31.01.1989
 Average 2004 192
 High game 278
 EYC's 0



WELLS John
 Birthday 05.04.1988
 Average 2004 247
 High game 300
 EYC's 0



WHITE Haley
 Birthday 14.08.1989
 Average 2004 202
 High game 279
 EYC's 1



ESTONIA



DREIER Hardi
Birthday 22.12.1987
Average 2004 189
High game 268
EYC's 1



KLUUST Kairika
Birthday 23.06.1987
Average 2004 169
High game 265
EYC's 0



Name HYTONEN
First name Jari
Function Coach



NAHKO Taavi
Birthday 20.10.1986
Average 2004 193
High game 290
EYC's 1



Name HALJASMETS
First name Heikki
Function Coach



PARTS Rasmus
Birthday 03.08.1987
Average 2004 190
High game 300
EYC's 1



UIBU Silver
Birthday 19.04.1988
Average 2004 175
High game 255
EYC's 1



TRUUS Kert
Birthday 16.08.1993
Average 2004 162
High game 264
EYC's 0



FINLAND



HEIKKINEN Jani
 Birthday 18.05.1988
 Average 2004 208
 High game 290
 EYC's 0



KALLIO Matias
 Birthday 28.11.1986
 Average 2004 204
 High game 299
 EYC's 0



LÖNNROTH Magnus
 Birthday 12.06.1987
 Average 2004 204
 High game 300
 EYC's 300



MASALIN Mikko
 Birthday 22.03.1988
 Average 2004 206
 High game 300
 EYC's 0



PARKKALI Juhani
 Birthday 31.05.1988
 Average 2004 199
 High game 300
 EYC's 0



TONTERI Juhani
 Birthday 03.09.1987
 Average 2004 201
 High game 289
 EYC's 0



KERBS Kira
 Birthday 13.10.1987
 Average 2004 186
 High game 268
 EYC's 1



MANNINEN Heidi
 Birthday 19.10.1988
 Average 2004 181
 High game 266
 EYC's 1



MANNINEN Nina
 Birthday 10.07.1987
 Average 2004 182
 High game 278
 EYC's 1



MÄHÖNEN Mia
 Birthday 06.05.1987
 Average 2004 182
 High game 279
 EYC's 1



MÄKELÄ Jenni
 Birthday 19.05.1987
 Average 2004 189
 High game 299
 EYC's 1



TUOMISALO Laura
 Birthday 16.04.1987
 Average 2004 191
 High game 266
 EYC's 1



Name **LANKINEN**
 First name Seija
 Function Team Manager



Name **KORPI**
 First name Pekka
 Function Coach Girls



Name **LEHTIKANGAS**
 First name Juha
 Function Coach Boys



FRANCE

**BEER Gerald**

Birthday 01.11.1986
 Average 2004 200
 High game 279
 EYC's 1

**BACH Clementine**

Birthday 02.04.1987
 Average 2004 171
 High game 257
 EYC's 0



Name **COURAULT**
 First name Eric
 Function Head Coach

**LEGUAY Erwann**

Birthday 11.12.1986
 Average 2004 186
 High game 278
 EYC's 0

**BIGUET Florie**

Birthday 20.11.1986
 Average 2004 180
 High game 257
 EYC's 2



Name **JACQUES**
 First name Denis
 Function Coach Boys

**MAFFRE Bastien**

Birthday 06.08.1988
 Average 2004 190
 High game 300
 EYC's 2

**BRETEVILLE Elise**

Birthday 29.05.1987
 Average 2004 183
 High game 258
 EYC's 3



Name **JACQUES**
 First name Pepita
 Function Coach Girls

**MICHAUD Emmanuel**

Birthday 03.08.1987
 Average 2004 194
 High game 300
 EYC's 0

**DEGOUT Emilie**

Birthday 03.02.1988
 Average 2004 177
 High game 256
 EYC's 2



Name **LEROUX**
 First name Didier
 Function Technical Director

**TOLMAN Nicolas**

Birthday 26.03.1987
 Average 2004 189
 High game 280
 EYC's 0

**GAUTON Marie**

Birthday 16.06.1988
 Average 2004 182
 High game 258
 EYC's 2

**ZAWADA Julien**

Birthday 03.06.1988
 Average 2004 184
 High game 279
 EYC's 0

**JACQUES Amandine**

Birthday 30.01.1988
 Average 2004 172
 High game 261
 EYC's 0



GERMANY



BERGER Christoph
 Birthday 29.10.1987
 Average 2004 198
 High game 297
 EYC's 0



HÄUSER Markus
 Birthday 04.09.1989
 Average 2004 198
 High game 300
 EYC's 1



HINTERWIMMER Florian
 Birthday 28.10.1987
 Average 2004 198
 High game 289
 EYC's 0



SANDOWSKI David
 Birthday 14.03.1987
 Average 2004 204
 High game 300
 EYC's 2



SCHRÖDER Timo
 Birthday 05.02.1987
 Average 2004 204
 High game 300
 EYC's 1



WINTERHEIMER Pascal
 Birthday 06.08.1988
 Average 2004 198
 High game 299
 EYC's 0



HULSCH Tina
 Birthday 14.03.1987
 Average 2004 191
 High game 269
 EYC's 1



NOLDEN Laura
 Birthday 15.08.1990
 Average 2004 191
 High game 279
 EYC's 0



PÖPLER Bianca
 Birthday 20.01.1988
 Average 2004 191
 High game 279
 EYC's 0



RIBGUTH Janin
 Birthday 19.09.1988
 Average 2004 191
 High game 278
 EYC's 0



SCHYMANSKI Sabrina
 Birthday 02.03.1989
 Average 2004 191
 High game 274
 EYC's 0



SOMMER Cindy
 Birthday 12.12.1987
 Average 2004 191
 High game 279
 EYC's 1



Name **BARTL**
 First name Dieter
 Function Head of Delegation



Name **GRÖGER**
 First name Maria
 Function Team Manager Girl



Name **ZABEL**
 First name Manfred
 Function Coach Girls



Name **WANDERBURG**
 First name Andreas
 Function Team Manager Boy



Name **HULSCH**
 First name Frank
 Function Coach Boys



GREECE

**BATSARAS Kostas**

Birthday 08.07.1988
 Average 2004 193
 High game 251
 EYC's 0

**FOTAKIS Antonis**

Birthday 04.04.1987
 Average 2004
 High game
 EYC's 0

**KARETSOS Thanasis**

Birthday 14.05.1987
 Average 2004 195
 High game 256
 EYC's 0

**MICHAS Mihalis**

Birthday 01.10.1988
 Average 2004 194
 High game 277
 EYC's 0

**MICHAS Nikos**

Birthday 01.10.1988
 Average 2004 198
 High game 269
 EYC's 0

**VENETIS George**

Birthday 13.10.1988
 Average 2004 192
 High game 255
 EYC's 0

**BOHEME Nathalie**

Birthday 01.12.1987
 Average 2004 176
 High game 278
 EYC's 0

**PAPADIMITRIOU Georgia**

Birthday 15.06.1990
 Average 2004 175
 High game 256
 EYC's 0



Name KOULOCHERIS
 First name Vasilios
 Function Team Manager



Name GROENENBERG
 First name Jack
 Function Head Coach



Name GAVRIIL
 First name Theodora
 Function Press



HUNGARY



BODIS György
Birthday 13.09.1988
Average 2004 171
High game 248
EYC's 0



BARANYAI Vivien
Birthday 28.02.1990
Average 2004 134
High game 172
EYC's 0



Name **DOMONKOS**
First name Denes
Function Head of Delegation



HORVATH Daniel
Birthday 18.09.1989
Average 2004 161
High game 245
EYC's 1



HOSSZU Gabriella
Birthday 06.06.1992
Average 2004 128
High game 170
EYC's 0



Name **KISS**
First name Zoltan
Function Coach



LUCZEK Balint
Birthday 12.11.1990
Average 2004 163
High game 257
EYC's 0




KLICSU Anna
Birthday 06.09.1990
Average 2004 135
High game 194
EYC's 0



PONGOR Lőrinc
Birthday 06.02.1989
Average 2004 157
High game 257
EYC's 1



VOLF Nikolett
Birthday 15.12.1991
Average 2004 156
High game 232
EYC's 1



TARSOLY Aleksander
Birthday 04.12.1987
Average 2004 178
High game 279
EYC's 2



WEBER Anna
Birthday 15.07.1989
Average 2004 147
High game 236
EYC's 1



ZÖLD Akos
Birthday 01.04.1990
Average 2004 181
High game 264
EYC's 1



ICELAND

**GUDMUNDSSON Magnus**

Birthday 21.12.1986
Average 2004 166
High game 278
EYC's 0

**OLAFSSON Andri Mar**

Birthday 30.10.1990
Average 2004 159
High game 265
EYC's 0



Name OLAFSDOTTIR
First name Theodora
Function Head of Delegation
Coach

**HARDARSON Hafthor**

Birthday 10.12.1986
Average 2004 185
High game 290
EYC's 0

**RAGNARSSON Jon Ingi**

Birthday 18.05.1989
Average 2004 153
High game 252
EYC's 0

**JAKOBSSON Bjarni Pal**

Birthday 16.06.1989
Average 2004 189
High game 299
EYC's 0

**SIGURDSSON Robert Dan**

Birthday 04.02.1988
Average 2004 161
High game 245
EYC's 0



IRELAND



CLOAKE Cian
 Birthday 31.07.1989
 Average 2004 206
 High game 279
 EYC's 0



McDERMOTT Amanda
 Birthday 20.04.1987
 Average 2004 182
 High game 268
 EYC's 0



Name **HYLAND**
 First name Frank
 Function Head Coach



GARDNER Greg
 Birthday 04.02.1989
 Average 2004 210
 High game 290
 EYC's 1



TEMPLE Gillian
 Birthday 14.10.1986
 Average 2004 180
 High game 289
 EYC's 1



Name **McLOUGHLIN**
 First name Feargal
 Function Coach Girls



JOYCE Stephen
 Birthday 16.05.1987
 Average 2004 216
 High game 295
 EYC's 1



McLAUGHLIN Eoin
 Birthday 19.10.1988
 Average 2004 211
 High game 299
 EYC's 1



McLOUGHLIN Darragh
 Birthday 12.07.1988
 Average 2004 207
 High game 290
 EYC's 1



O'REILLY Keith
 Birthday 16.03.1989
 Average 2004 203
 High game 279
 EYC's 1



ISRAEL



ALFITAL Aviv
 Birthday 29.03.1989
 Average 2004 206
 High game 300
 EYC's 1



AVIRAM Mor
 Birthday 12.10.1988
 Average 2004 198
 High game 294
 EYC's 2



Name **ASTRACHAN**
 First name Reuven
 Function Head of Delegation



FISHLER Ben
 Birthday 23.12.1988
 Average 2004 215
 High game 299
 EYC's 1



Name **RANTEFE**
 First name Arne
 Function Coach



SCHECHTER Dor
 Birthday 21.02.1987
 Average 2004 213
 High game 299
 EYC's 2



SPEIZMAN Dor
 Birthday 27.06.1989
 Average 2004 208
 High game 299
 EYC's 0



YOUCHLER Eden
 Birthday 19.08.1988
 Average 2004 193
 High game 286
 EYC's 0



ITALY



AMENTA Jose Angel
 Birthday 23.11.1986
 Average 2004 198
 High game 299
 EYC's 2



CIPRIANO Veronica
 Birthday 05.03.1988
 Average 2004 175
 High game 215
 EYC's 0



Name **DI BENEDETTO**
 First name Helga Biagia
 Function Head of Delegation



CIRCOSTA Davide
 Birthday 24.11.1987
 Average 2004 200
 High game 280
 EYC's 0



CIRILLO Giselda
 Birthday 19.11.1987
 Average 2004 168
 High game 220
 EYC's 1



Name **AMENTA**
 First name José Eduardo
 Function Coach



PIGNATIELLO Cristian
 Birthday 23.07.1988
 Average 2004 190
 High game 260
 EYC's 0



DI MARTINO Giada
 Birthday 06.11.1986
 Average 2004 181
 High game 235
 EYC's 1



RADI Tommaso
 Birthday 27.09.1988
 Average 2004 196
 High game 290
 EYC's 1



ROIATI Chiara
 Birthday 09.10.1986
 Average 2004 200
 High game 290
 EYC's 1



SANTU Alessandro
 Birthday 24.08.1987
 Average 2004 200
 High game 270
 EYC's 1



TOMATIS Daniele
 Birthday 06.04.1990
 Average 2004 187
 High game 250
 EYC's 0



LATVIA

**ARTURS Nikolajevs**

Birthday 17.11.1988
Average 2004 196
High game 279
EYC's 0

**JURIJS Volceks**

Birthday 24.05.1987
Average 2004 202
High game 289
EYC's 1



Name **HARALDS**
First name Zeidmanis
Function Coach

**DMITRIJS Vasilevskis**

Birthday 28.10.1988
Average 2004 194
High game 285
EYC's 0

**VLADISLAVS Filimonovs**

Birthday 22.05.1990
Average 2004 193
High game 300
EYC's 0



NETHERLANDS



CLAESSENS Nicky
 Birthday 06.01.1987
 Average 2004 194
 High game 289
 EYC's 1



HUIJDEN Stephanie
 Birthday 08.04.1990
 Average 2004 184
 High game 268
 EYC's 0



Name **FIEVET**
 First name Lia
 Function Head of Delegation



DOL Daniel
 Birthday 21.10.1987
 Average 2004 194
 High game 300
 EYC's 0



KOK Wendy
 Birthday 13.06.1987
 Average 2004 199
 High game 290
 EYC's 2



Name **EDELAAR**
 First name Jack
 Function Team Manager



JACOBS Mark
 Birthday 04.08.1988
 Average 2004 191
 High game 278
 EYC's 0



PLUMMEN Kelly
 Birthday 10.02.1989
 Average 2004 171
 High game 279
 EYC's 0



Name **PASCOAL**
 First name Farida
 Function Coach Girls



KOK Michael
 Birthday 13.06.1987
 Average 2004 195
 High game 289
 EYC's 1



VAN DE LOUW Mandy
 Birthday 19.09.1986
 Average 2004 173
 High game 266
 EYC's 1



Name **KORTENRAY**
 First name Wim
 Function Coach Boys



MAGERMANS Jochem
 Birthday 09.12.1987
 Average 2004 187
 High game 290
 EYC's 0



VAN DER MEER Danielle
 Birthday 14.05.1988
 Average 2004 183
 High game 280
 EYC's 0



Name **BLOM**
 First name Vharley
 Function Material Expert



VAN DER VLIET Tom
 Birthday 01.02.1989
 Average 2004 196
 High game 300
 EYC's 1



VAN DER TOL Ghislaine
 Birthday 05.09.1986
 Average 2004 189
 High game 299
 EYC's 1



NORWAY



EK Svein Ake
 Birthday 27.09.1988
 Average 2004 182
 High game 290
 EYC's 0



NIKOLAISEN Christian
 Birthday 05.02.1987
 Average 2004 188
 High game 279
 EYC's 0



NILSSKOG Kai
 Birthday 14.10.1986
 Average 2004 188
 High game 298
 EYC's 1



OLSEN Martin
 Birthday 10.06.1987
 Average 2004 210
 High game 300
 EYC's 1



PETERSEN Carl Magnus
 Birthday 15.12.1989
 Average 2004 193
 High game 299
 EYC's 1



SANDBAEKKEN Mads
 Birthday 02.07.1987
 Average 2004 196
 High game 298
 EYC's 1



BJERCKE Cathrine
 Birthday 26.02.1987
 Average 2004 181
 High game 279
 EYC's 2



HAUGEN Ann Louise
 Birthday 05.12.1987
 Average 2004 183
 High game 276
 EYC's 1



JAKOBSEN Renate
 Birthday 13.04.1989
 Average 2004 165
 High game 279
 EYC's 0



LISLIEN Monica
 Birthday 19.05.1990
 Average 2004 155
 High game 257
 EYC's 0



PETERSEN Catrine
 Birthday 24.11.1986
 Average 2004 173
 High game 287
 EYC's 1



Name **HALVORSEN**
 First name Trygve
 Function Team Manager



Name **LUND**
 First name Morten
 Function Head Coach



Name **HAMNAS**
 First name Ulf
 Function Assistant Coach



POLAND



GRZYBOWSKI Christopher
Birthday 23.03.1991
Average 2004 0
High game 264
EYC's 0



MARTIN Natalia
Birthday 07.04.1989
Average 2004 163
High game 284
EYC's 1



Name **POSIKATA**
First name Harry
Function Team Manager



PRZEPOLEWSKI Marek
Birthday 18.04.1987
Average 2004 191
High game 297
EYC's 1



MICHALUS Marta
Birthday 20.04.1990
Average 2004 168
High game 235
EYC's 0



Name **DUDKO**
First name Jacek
Function Coach



STEPIEN Lukasz
Birthday 22.09.1988
Average 2004 177
High game 245
EYC's 0



PIWOWARCZYK Monika
Birthday 26.12.1990
Average 2004 161
High game 249
EYC's 0



RUSSIA



ADIAN Artur
 Birthday 22.05.1988
 Average 2004 186
 High game 300
 EYC's 1



MADAMINOV Timur
 Birthday 08.09.1989
 Average 2004 194
 High game 300
 EYC's 1



MEDVEDITSKOV Alexander
 Birthday 14.09.1987
 Average 2004 184
 High game 289
 EYC's 1



SEMENOV Ivan
 Birthday 04.01.1988
 Average 2004 203
 High game 300
 EYC's 1



TIMOFEEV Sergey
 Birthday 13.03.1987
 Average 2004 220
 High game 278
 EYC's 1

VIKHAREV Grigory
 Birthday 22.02.1990
 Average 2004 193
 High game 300
 EYC's 1

Picture



SMIRNOVA Evgeniya
 Birthday 10.06.1988
 Average 2004 183
 High game 278
 EYC's 1



MASLOVA Galina
 Birthday 15.08.1988
 Average 2004 205
 High game 279
 EYC's 0



Name **PETROSOVA**
 First name Bella
 Function Team Manager



Name **MEDVEDITSKOV**
 First name Jury
 Function Official



Name **HOPPE**
 First name Ron
 Function Coach



SCOTLAND



BRUCE Michael
 Birthday 05.09.1988
 Average 2004 179
 High game 234
 EYC's 0



BUTCHARD Emma
 Birthday 09.11.1986
 Average 2004 167
 High game 276
 EYC's 2



Name **WALLACE**
 First name Edwin
 Function Team Manager



COLTHART Lee
 Birthday 24.04.1991
 Average 2004 185
 High game 249
 EYC's 0



CRAIG Jaclyn
 Birthday 29.07.1988
 Average 2004 160
 High game 288
 EYC's 0



Name **NEIL**
 First name Maureen
 Function Coach Girls



DUNCAN Michael
 Birthday 30.04.1987
 Average 2004 188
 High game 300
 EYC's 0



DAHLGREN Linda
 Birthday 10.10.1988
 Average 2004 170
 High game 258
 EYC's 1



Name **MITCHELL**
 First name Allan
 Function Coach Boys



GILL Steven
 Birthday 10.05.1987
 Average 2004 180
 High game 279
 EYC's 1



FLEMING Holly
 Birthday 29.03.1990
 Average 2004 160
 High game 255
 EYC's 0



JEFFERY Bryan
 Birthday 12.06.1987
 Average 2004 178
 High game 268
 EYC's 1



LOGAN Caroline
 Birthday 19.09.1986
 Average 2004 167
 High game 277
 EYC's 1



McQUEEN James
 Birthday 17.10.1987
 Average 2004 182
 High game 300
 EYC's 1



WALLACE Katherine
 Birthday 27.03.1988
 Average 2004 172
 High game 237
 EYC's 1

SLOVAKIA



KOSTAL Tomas

Birthday	19.11.1986
Average 2004	164
High game	259
EYC's	1



Name	KOSTAL
First name	Dusan
Function	Coach



SLOVENIA



LAJOVIC Anze
Birthday 12.06.1988
Average 2004
High game 278
EYC's 0



Name **LAJOVIC**
First name Dusan
Function Coach



SOUTH AFRICA



DE JESUS Daniel
 Birthday 02.07.1988
 Average 2004 167
 High game 245
 EYC's 1



BEAVER Cassie
 Birthday 18.11.1988
 Average 2004 165
 High game 248
 EYC's 1



Name **ROKEBRAND**
 First name Patricia
 Function Team Manager



KNOWLES Kyle
 Birthday 21.05.1987
 Average 2004 170
 High game 279
 EYC's 0



DE JESUS Cerina
 Birthday 04.06.1989
 Average 2004 164
 High game 236
 EYC's 0



Name **GROVES**
 First name Michelle
 Function Assistant Manager



LABUSCHAGNE Chris
 Birthday 21.04.1987
 Average 2004 177
 High game 245
 EYC's 1



DEWEY Rene
 Birthday 22.09.1987
 Average 2004 158
 High game 236
 EYC's 0



Name **CASSEL**
 First name Max
 Function Coach



LUTHER Chris
 Birthday 10.04.1987
 Average 2004 182
 High game 265
 EYC's 1



GROVES Bronwyn
 Birthday 12.07.1987
 Average 2004 170
 High game 256
 EYC's 1



ROKEBRAND Patrick
 Birthday 14.11.1987
 Average 2004 166
 High game 258
 EYC's 0



HEALEY Lara
 Birthday 28.10.1987
 Average 2004 161
 High game 256
 EYC's 1



SMITH David
 Birthday 03.07.1987
 Average 2004 177
 High game 277
 EYC's 0




ROKEBRAND Melissa
 Birthday 01.04.1989
 Average 2004 153
 High game 236
 EYC's 0



SWEDEN



BOHM Patrick
 Birthday 07.02.1988
 Average 2004 201
 High game 298
 EYC's 0




ALM Emilie
 Birthday 27.03.1988
 Average 2004 192
 High game 279
 EYC's 0



Name **LARSEN**
 First name Stefan
 Function Team Manager



DANIELSSON Johan
 Birthday 01.11.1987
 Average 2004 198
 High game 300
 EYC's 0



BERGVALL Sophia
 Birthday 19.12.1986
 Average 2004 194
 High game 279
 EYC's 1



Name **LINDEROTH**
 First name Stefan
 Function Assistant Team Ma




HALVARSSON Pontus
 Birthday 04.11.1987
 Average 2004 202
 High game 300
 EYC's 1



HELLDEN Sanna
 Birthday 04.03.1989
 Average 2004 185
 High game 289
 EYC's 0



Name **YNGSTRÖM**
 First name Stefan
 Function Coach



MÖLLER Mattias
 Birthday 14.04.1987
 Average 2004 195
 High game 300
 EYC's 0




JONSSON Caroline
 Birthday 02.02.1989
 Average 2004 190
 High game 280
 EYC's 1



Name **GUSTAFSSON**
 First name Pär
 Function Assistant Coach



NAUMAN Anders
 Birthday 05.05.1987
 Average 2004 198
 High game 300
 EYC's 1




MAGNUSSON Petra
 Birthday 12.02.1988
 Average 2004 187
 High game 289
 EYC's 1



Name **LAGERCRANTZ**
 First name Thord
 Function Press relations



NIELSEN ANDERSSON Joakim
 Birthday 01.02.1987
 Average 2004 205
 High game 300
 EYC's 1



WELLSTAM Justina
 Birthday 29.10.1986
 Average 2004 186
 High game 279
 EYC's 1



TURKEY



KONTAS Barlas
Birthday 29.09.1989
Average 2004 184
High game 269
EYC's 0



OZTAN Dilara
Birthday 26.12.1988
Average 2004 131
High game 183
EYC's 0



Name **ONDER**
First name Gurkan
Function Coach
Team Manager



ODABASI Dogukan
Birthday 11.04.1992
Average 2004 141
High game 234
EYC's 0



PEKSEN Eylul
Birthday 07.12.1990
Average 2004 134
High game 199
EYC's 0



ONUR Can
Birthday 07.01.1989
Average 2004 161
High game 240
EYC's 0



OZATA Ozgur
Birthday 14.12.1990
Average 2004 130
High game 204
EYC's 0



TELLI Can
Birthday 09.02.1989
Average 2004 164
High game 269
EYC's 0



UKRAINE

**VIRCHENKO Dmitro**

Birthday 25.10.1987
Average 2004 175
High game 267
EYC's 0

**DVOYAKOVSKA Dar'ya**

Birthday 11.07.1990
Average 2004 165
High game 260
EYC's 0



Name **TYSHKEVYCH**
First name Nina
Function Head of Delegation

**GORELYK Ruzana**

Birthday 26.09.1988
Average 2004 170
High game 265
EYC's 0



Name **MICHAEL**
First name Brian
Function National Coach

**KOMAROVA Nika**

Birthday 05.08.1989
Average 2004 170
High game 270
EYC's 0



Name **SYDORENKO**
First name Gennadiy
Function Coach

**MISHCHENKO Olena**

Birthday 06.01.1990
Average 2004 172
High game 289
EYC's 0



WALES

**HURST Michael**

Birthday 18.04.1988
Average 2004 193
High game 279
EYC's 1

**TUNNICLIFFE Mark**

Birthday 27.01.1987
Average 2004 196
High game 288
EYC's 0



Name **HURST**
First name Adrian
Function Team Manager

**ISAAC Jason**

Birthday 06.09.1986
Average 2004 188
High game 267
EYC's 1

**TUNNICLIFFE Richard**

Birthday 27.01.1987
Average 2004 180
High game 279
EYC's 0



Name **JAAP**
First name Stuart
Function Team Coach

**McFADDEN Gareth**

Birthday 05.10.1988
Average 2004 194
High game 268
EYC's 0

**WALTERS Lyndon**

Birthday 24.03.1987
Average 2004 199
High game 279
EYC's 1