



www.cbf.com.cy

II Commonwealth Tenpin Bowling Championships 2005 Cyprus

SCORES Ladies Singles 15th February 2005



CTBf
Commonwealth Tenpin Bowling Federation

II Commonwealth Tenpin Bowling Championships 2005 - Cyprus

II Commonwealth Tenpin Bowling Championships 2005

Ladies Singles

Tuesday 15th February 2005

No	Player	Country	SHORT OIL PATTERN					LONG OIL PATTERN					TOTALS 6 GAMES		
			G1	G2	G3	AV	TOT	G1	G2	G3	AV	TOT	HG	AV	TOT
1	(108) ANN MAREE PUTNEY	Australia	181	247	221	216.3	649	235	212	193	213.3	640	247	214.8	1289
2	(040) CAROLINE LAGRANGE	Canada	225	193	215	211.0	633	184	188	217	196.3	589	225	203.7	1222
3	(098) EVELYN CHAN LU EE	Singapore	188	176	217	193.7	581	228	202	180	203.3	610	228	198.5	1191
4	(061) SHALIN ZULKIFLI	Malaysia	228	177	192	199.0	597	199	178	216	197.7	593	228	198.3	1190
5	(089) JO HARRIES	England	182	187	212	193.7	581	212	216	172	200.0	600	216	196.8	1181
6	(071) GIOLA PASTOU	Cyprus	172	167	219	186.0	558	207	200	194	200.3	601	219	193.2	1159
7	(103) SUE ABELA	Malta	204	195	168	189.0	567	186	213	192	197.0	591	213	193.0	1158
8	(088) DONNA ADAMS	England	226	180	209	205.0	615	186	154	190	176.7	530	226	190.8	1145
9	(112) JAYDE FLANAGAN	Australia	203	201	196	200.0	600	189	164	189	180.7	542	203	190.3	1142
10	(041) SAMANTHA WONG	Canada	154	149	186	163.0	489	196	220	232	216.0	648	232	189.5	1137
11	(099) JENNIFER TAN BEE LENG	Singapore	215	177	171	187.7	563	166	192	215	191.0	573	215	189.3	1136
12	(049) KAREN PAYNE	Northern Ireland	192	185	181	186.0	558	190	164	203	185.7	557	203	185.8	1115
13	(076) DEBBIE WATSON	Scotland	175	202	196	191.0	573	171	186	172	176.3	529	202	183.7	1102
14	(070) NIKI SCHIZA	Cyprus	199	182	158	179.7	539	203	179	160	180.7	542	203	180.2	1081
15	(104) MELISSA ANASTASI	Malta	181	197	144	174.0	522	166	181	211	186.0	558	211	180.0	1080
16	(060) WENDY CHAI	Malaysia	189	163	201	184.3	553	174	148	200	174.0	522	201	179.2	1075
17	(063) SUE THOMAS	Wales	171	170	168	169.7	509	173	194	180	182.3	547	194	176.0	1056
18	(118) STEPH LE LION	Jersey	163	187	188	179.3	538	137	202	172	170.3	511	202	174.8	1049
19	(075) LAURA RHONEY	Scotland	193	191	160	181.3	544	158	163	170	163.7	491	193	172.5	1035
20	(003) SABEENA ATHICA	India	177	140	193	170.0	510	205	159	146	170.0	510	205	170.0	1020
21	(115) JOANNE WOODSIDE-POWELL	Bahamas	202	165	169	178.7	536	166	136	167	156.3	469	202	167.5	1005
22	(054) KIMBERLY TURNBULL	Gibraltar	144	173	182	166.3	499	137	179	183	166.3	499	183	166.3	998
23	(036) ALI PRIGENT	Guernsey	167	179	149	165.0	495	169	178	154	167.0	501	179	166.0	996
24	(119) GLENDA BURROWS	Jersey	184	191	140	171.7	515	139	153	156	149.3	448	191	160.5	963
25	(048) LYNN BLACK	Northern Ireland	152	154	188	164.7	494	142	171	155	156.0	468	188	160.3	962
26	(037) JOANNE JOHNSON	Guernsey	165	155	128	149.3	448	160	156	173	163.0	489	173	156.2	937
27	(032) VIV CORNELIOUS	Isle of Man	151	150	159	153.3	460	157	168	151	158.7	476	168	156.0	936
28	(116) KAYLA SMITH-NIXON	Bahamas	134	174	166	158.0	474	137	155	164	152.0	456	174	155.0	930
29	(064) UNA CLARK	Wales	119	134	191	148.0	444	149	175	159	161.0	483	191	154.5	927
30	(053) JULIE JACKSON	Gibraltar	127	159	169	151.7	455	168	163	134	155.0	465	169	153.3	920
31	(033) MARGARET IRETON	Isle of Man	160	162	150	157.3	472	144	132	135	137.0	411	162	147.2	883
32	(004) JHARNA BADLANI	India	127	129	193	149.7	449	126	116	146	129.3	388	193	139.5	837

Notes:

NO = Number | **G1** = Game One | **G2** = Game Two | **G3** = Game Three
HG = High Game | **AV** = Average | **TOT** = Total



www.cbf.com.cy

II Commonwealth Tenpin Bowling Championships 2005 Cyprus

SCORES Men Singles 15th February 2005



CTBf

Commonwealth Tenpin Bowling Federation

II Commonwealth Tenpin Bowling Championships 2005 - Cyprus

II Commonwealth Tenpin Bowling Championships 2005

Men Singles

Tuesday 15th February 2005

No	Player	Country	SHORT OIL PATTERN					LONG OIL PATTERN					TOTALS 6 GAMES		
			G1	G2	G3	AV	TOT	G1	G2	G3	AV	TOT	HG	AV	TOT
1	(047) BILLY NIMICK	Northern Ireland	174	174	224	190.7	572	245	216	214	225.0	675	245	207.8	1247
2	(059) ZULMAZRAN ZULKIFLI	Malaysia	187	181	213	193.7	581	227	202	233	220.7	662	233	207.2	1243
3	(111) JASON WALSH	Australia	140	188	214	180.7	542	190	248	258	232.0	696	258	206.3	1238
4	(120) DEAN SAUNDERS	Jersey	223	172	196	197.0	591	216	200	205	207.0	621	223	202.0	1212
5	(034) STEVE TAYLOR	Isle of Man	194	241	229	221.3	664	163	193	190	182.0	546	241	201.7	1210
6	(069) ANTONIS DALIDES	Cyprus	195	212	202	203.0	609	234	157	208	199.7	599	234	201.3	1208
7	(090) PAUL EVANS	England	214	166	194	191.3	574	208	211	207	208.7	626	214	200.0	1200
8	(068) COSTAS KYRIACOU	Cyprus	190	203	215	202.7	608	227	191	171	196.3	589	227	199.5	1197
9	(109) BRANDON QUALISCHEFSKI	Australia	150	216	181	182.3	547	201	203	228	210.7	632	228	196.5	1179
10	(091) IAIN McCORKINDALE	England	207	178	198	194.3	583	186	189	202	192.3	577	207	193.3	1160
11	(058) ALEX LIEW	Malaysia	213	171	188	190.7	572	181	213	190	194.7	584	213	192.7	1156
12	(042) TYREL ROSE	Canada	190	182	167	179.7	539	211	238	162	203.7	611	238	191.7	1150
13	(046) KEVIN HORTON	Northern Ireland	164	198	206	189.3	568	194	187	197	192.7	578	206	191.0	1146
14	(097) ALVIN KWANG KOK LEONG	Singapore	197	189	179	188.3	565	184	213	180	192.3	577	213	190.3	1142
15	(066) TERRY RICHARDS	Wales	194	215	185	198.0	594	200	156	189	181.7	545	215	189.8	1139
16	(038) DEREK TOMLIN	Guernsey	185	193	174	184.0	552	176	217	184	192.3	577	217	188.2	1129
17	(065) ALAN PARKER	Wales	179	191	203	191.0	573	198	213	138	183.0	549	213	187.0	1122
18	(043) GEORGE LAMBERT	Canada	190	147	176	171.0	513	181	192	220	197.7	593	220	184.3	1106
19	(105) MATTHEW CARUANA	Malta	174	163	152	163.0	489	206	215	194	205.0	615	215	184.0	1104
20	(121) MATT MINIER	Jersey	162	190	184	178.7	536	175	181	205	187.0	561	205	182.8	1097
21	(002) VINOD SIMON	India	152	168	209	176.3	529	189	189	188	188.7	566	209	182.5	1095
22	(073) MARK HUTTON	Scotland	154	214	141	169.7	509	223	183	180	195.3	586	223	182.5	1095
23	(074) FRANK MARGIOTTA	Scotland	180	155	173	169.3	508	191	215	180	195.3	586	215	182.3	1094
24	(106) RAYMOND FALZON REALE	Malta	195	205	163	187.7	563	193	182	143	172.7	518	205	180.2	1081
25	(001) ALJAI BATHEJA	India	151	180	216	182.3	547	163	180	188	177.0	531	216	179.7	1078
26	(113) DAVE MOXEY	Bahamas	172	165	154	163.7	491	152	187	202	180.3	541	202	172.0	1032
27	(039) GARRY HALE	Guernsey	133	185	178	165.3	496	189	180	157	175.3	526	189	170.3	1022
28	(096) LEE YU WEN	Singapore	166	151	145	154.0	462	168	190	200	186.0	558	200	170.0	1020
29	(051) CHARLIE DE LA ROSA	Gibraltar	167	155	186	169.3	508	171	160	179	170.0	510	186	169.7	1018
30	(114) LENNY POWELL	Bahamas	157	147	205	169.7	509	174	170	163	169.0	507	205	169.3	1016
31	(052) IAN WOOD	Gibraltar	127	133	185	148.3	445	178	174	136	162.7	488	185	155.5	933
32	(035) JOE MANNING	Isle of Man	132	157	128	139.0	417	184	146	162	164.0	492	184	151.5	909

Notes:

NO = Number | **G1** = Game One | **G2** = Game Two | **G3** = Game Three
HG = High Game | **AV** = Average | **TOT** = Total



www.cbf.com.cy

II Commonwealth Tenpin Bowling Championships 2005 Cyprus

SCORES Ladies Doubles 16th February 2005













CTBf
Commonwealth Tenpin Bowling Federation







II Commonwealth Tenpin Bowling Championships 2005 - Cyprus

II Commonwealth Tenpin Bowling Championships 2005

Ladies Doubles

Wednesday 16th February 2005

No	Player	SHORT OIL PATTERN					LONG OIL PATTERN					TOTALS 6 GAMES		
		G1	G2	G3	AV	TOT	G1	G2	G3	AV	TOT	HG	AV	TOT
 Singapore														
1	(099) JENNIFER TAN BEE LENG	225	203	207	211.7	635	182	225	193	200.0	600	225	205.8	1235
	(098) EVELYN CHAN LU EE	190	192	205	195.7	587	165	224	215	201.3	604	224	198.5	1191
					203.7	1222				200.7	1204	225	202.2	2426
 Canada														
2	(040) CAROLINE LAGRANGE	210	213	205	209.3	628	193	187	178	186.0	558	213	197.7	1186
	(041) SAMANTHA WONG	188	163	203	184.7	554	212	224	192	209.3	628	224	197.0	1182
					197.0	1182				197.7	1186	224	197.3	2368
 Australia														
3	(108) ANN MAREE PUTNEY	229	236	216	227.0	681	164	189	192	181.7	545	236	204.3	1226
	(112) JAYDE FLANAGAN	175	181	201	185.7	557	203	187	191	193.7	581	203	189.7	1138
					206.3	1238				187.7	1126	236	197.0	2364
 England														
4	(089) JO HARRIES	172	173	194	179.7	539	205	203	247	218.3	655	247	199.0	1194
	(088) DONNA ADAMS	185	182	167	178.0	534	213	218	202	211.0	633	218	194.5	1167
					178.8	1073				214.7	1288	247	196.8	2361
 Malaysia														
5	(061) SHALIN ZULKIFLI	178	205	158	180.3	541	239	200	203	214.0	642	239	197.2	1183
	(060) WENDY CHAI	190	167	169	175.3	526	215	191	202	202.7	608	215	189.0	1134
					177.8	1067				208.3	1250	239	193.1	2317
 Malta														
6	(104) MELISSA ANASTASI	178	183	185	182.0	546	247	198	168	204.3	613	247	193.2	1159
	(103) SUE ABELA	153	153	164	156.7	470	214	247	192	217.7	653	247	187.2	1123
					169.3	1016				211.0	1266	247	190.2	2282
 Scotland														
7	(075) LAURA RHONEY	190	227	184	200.3	601	189	158	235	194.0	582	235	197.2	1183
	(076) DEBBIE WATSON	178	179	175	177.3	532	174	170	156	166.7	500	179	172.0	1032
					188.8	1133				180.3	1082	235	184.6	2215
 Wales														
8	(063) SUE THOMAS	194	173	175	180.7	542	170	216	171	185.7	557	216	183.2	1099
	(064) UNA CLARK	183	174	166	174.3	523	136	203	152	163.7	491	203	169.0	1014
					177.5	1065				174.7	1048	216	176.1	2113
 Northern Ireland														
9	(049) KAREN PAYNE	154	178	143	158.3	475	186	177	214	192.3	577	214	175.3	1052
	(048) LYNN BLACK	165	177	159	167.0	501	190	161	195	182.0	546	195	174.5	1047
					162.7	976				187.2	1123	214	174.9	2099
 Guernsey														
10	(037) JOANNE JOHNSON	150	168	194	170.7	512	245	175	146	188.7	566	245	179.7	1078
	(036) ALI PRIGENT	164	186	154	168.0	504	146	193	154	164.3	493	193	166.2	997
					169.3	1016				176.5	1059	245	172.9	2075

11	 Cyprus													
	(070) NIKI SCHIZA	160	159	196	171.7	515	175	180	169	174.7	524	196	173.2	1039
	(071) GIOLA PASTOU	145	178	140	154.3	463	210	175	164	183.0	549	210	168.7	1012
				163.0	978				178.8	1073	210	170.9	2051	
12	 India													
	(003) SABEENA ATHICA	138	215	167	173.3	520	180	180	172	177.3	532	215	175.3	1052
	(004) JHARNA BADLANI	156	136	176	156.0	468	168	180	131	159.7	479	180	157.8	947
				164.7	988				168.5	1011	215	166.6	1999	
13	 Isle of Man													
	(033) MARGARET IRETON	155	191	185	177.0	531	157	179	163	166.3	499	191	171.7	1030
	(032) VIV CORNELIOUS	144	144	141	143.0	429	169	182	154	168.3	505	182	155.7	934
				160.0	960				167.3	1004	191	163.7	1964	
14	 Bahamas													
	(115) JOANNE WOODSIDE-POWELL	169	218	142	176.3	529	175	144	192	170.3	511	218	173.3	1040
	(116) KAYLA SMITH-NIXON	138	154	131	141.0	423	184	144	155	161.0	483	184	151.0	906
				158.7	952				165.7	994	218	162.2	1946	
15	 Gibraltar													
	(054) KIMBERLY TURNBULL	141	185	159	161.7	485	158	192	184	178.0	534	192	169.8	1019
	(053) JULIE JACKSON	178	122	155	151.7	455	132	185	143	153.3	460	185	152.5	915
				156.7	940				165.7	994	192	161.2	1934	
16	 Jersey													
	(118) STEPH LE LION	168	157	182	169.0	507	125	190	148	154.3	463	190	161.7	970
	(119) GLENDA BURROWS	119	119	126	121.3	364	167	152	135	151.3	454	167	136.3	818
				145.2	871				152.8	917	190	149.0	1788	

Notes:

NO = Number | **G1** = Game One | **G2** = Game Two | **G3** = Game Three
HG = High Game | **AV** = Average | **TOT** = Total



www.cbf.com.cy

II Commonwealth Tenpin Bowling Championships 2005 Cyprus

SCORES Men Doubles 16th February 2005













CTBf
Commonwealth Tenpin Bowling Federation







II Commonwealth Tenpin Bowling Championships 2005 - Cyprus

II Commonwealth Tenpin Bowling Championships 2005

Men Doubles

Wednesday 16th February 2005

No	Player	SHORT OIL PATTERN					LONG OIL PATTERN					TOTALS 6 GAMES		
		G1	G2	G3	AV	TOT	G1	G2	G3	AV	TOT	HG	AV	TOT
 Malaysia														
1	(059) ZULMAZRAN ZULKIFLI	159	214	213	195.3	586	228	232	194	218.0	654	232	206.7	1240
	(058) ALEX LIEW	231	194	186	203.7	611	179	228	215	207.3	622	231	205.5	1233
					199.5	1197				212.7	1276	232	206.1	2473
 Northern Ireland														
2	(047) BILLY NIMICK	195	171	223	196.3	589	211	215	236	220.7	662	236	208.5	1251
	(046) KEVIN HORTON	200	182	177	186.3	559	245	156	240	213.7	641	245	200.0	1200
					191.3	1148				217.2	1303	245	204.3	2451
 Canada														
3	(043) GEORGE LAMBERT	193	216	247	218.7	656	200	224	190	204.7	614	247	211.7	1270
	(042) TYREL ROSE	190	164	145	166.3	499	215	237	213	221.7	665	237	194.0	1164
					192.5	1155				213.2	1279	247	202.8	2434
 Scotland														
4	(074) FRANK MARGIOTTA	200	160	172	177.3	532	247	226	201	224.7	674	247	201.0	1206
	(073) MARK HUTTON	216	193	195	201.3	604	184	181	222	195.7	587	222	198.5	1191
					189.3	1136				210.2	1261	247	199.8	2397
 Cyprus														
5	(068) COSTAS KYRIACOU	195	196	204	198.3	595	233	182	217	210.7	632	233	204.5	1227
	(069) ANTONIS DALIDES	151	224	181	185.3	556	178	218	167	187.7	563	224	186.5	1119
					191.8	1151				199.2	1195	233	195.5	2346
 Australia														
6	(111) JASON WALSH	195	153	168	172.0	516	211	200	233	214.7	644	233	193.3	1160
	(109) BRANDON QUALISCHEFSKI	191	148	195	178.0	534	186	200	230	205.3	616	230	191.7	1150
					175.0	1050				210.0	1260	233	192.5	2310
 England														
7	(091) IAIN McCORKINDALE	168	227	206	200.3	601	177	170	223	190.0	570	227	195.2	1171
	(090) PAUL EVANS	170	181	211	187.3	562	169	198	184	183.7	551	211	185.5	1113
					193.8	1163				186.8	1121	227	190.3	2284
 India														
8	(001) ALJAI BATHEJA	190	206	203	199.7	599	184	220	173	192.3	577	220	196.0	1176
	(002) VINOD SIMON	169	199	186	184.7	554	180	171	203	184.7	554	203	184.7	1108
					192.2	1153				188.5	1131	220	190.3	2284
 Malta														
9	(106) RAYMOND FALZON REALE	233	207	237	225.7	677	199	157	202	186.0	558	237	205.8	1235
	(105) MATTHEW CARUANA	144	170	198	170.7	512	172	154	182	169.3	508	198	170.0	1020
					198.2	1189				177.7	1066	237	187.9	2255
 Jersey														
10	(121) MATT MINIER	173	192	168	177.7	533	254	171	180	201.7	605	254	189.7	1138
	(120) DEAN SAUNDERS	166	188	190	181.3	544	178	181	189	182.7	548	190	182.0	1092
					179.5	1077				192.2	1153	254	185.8	2230

11	 Wales													
	(066) TERRY RICHARDS	233	159	190	194.0	582	191	167	176	178.0	534	233	186.0	1116
	(065) ALAN PARKER	160	147	168	158.3	475	181	236	218	211.7	635	236	185.0	1110
					176.2	1057				194.8	1169	236	185.5	2226
12	 Guernsey													
	(038) DEREK TOMLIN	185	201	175	187.0	561	212	234	181	209.0	627	234	198.0	1188
	(039) GARRY HALE	199	148	188	178.3	535	148	149	162	153.0	459	199	165.7	994
					182.7	1096				181.0	1086	234	181.8	2182
13	 Isle of Man													
	(034) STEVE TAYLOR	195	210	182	195.7	587	192	190	190	190.7	572	210	193.2	1159
	(035) JOE MANNING	145	161	191	165.7	497	221	132	169	174.0	522	221	169.8	1019
					180.7	1084				182.3	1094	221	181.5	2178
14	 Bahamas													
	(114) LENNY POWELL	212	220	164	198.7	596	214	180	140	178.0	534	220	188.3	1130
	(113) DAVE MOXEY	169	189	178	178.7	536	135	177	136	149.3	448	189	164.0	984
					188.7	1132				163.7	982	220	176.2	2114
15	 Singapore													
	(097) ALVIN KWANG KOK LEONG	178	179	200	185.7	557	187	167	154	169.3	508	200	177.5	1065
	(096) LEE YU WEN	192	192	127	170.3	511	152	180	172	168.0	504	192	169.2	1015
					178.0	1068				168.7	1012	200	173.3	2080
16	 Gibraltar													
	(051) CHARLIE DE LA ROSA	170	183	175	176.0	528	153	160	168	160.3	481	183	168.2	1009
	(052) IAN WOOD	169	145	126	146.7	440	134	168	174	158.7	476	174	152.7	916
					161.3	968				159.5	957	183	160.4	1925

Notes:

NO = Number | **G1** = Game One | **G2** = Game Two | **G3** = Game Three
HG = High Game | **AV** = Average | **TOT** = Total



www.cbf.com.cy

II Commonwealth Tenpin Bowling Championships 2005 Cyprus

SCORES Mix Doubles 18th February 2005














CTBf
Commonwealth Tenpin Bowling Federation








II Commonwealth Tenpin Bowling Championships 2005 - Cyprus

II Commonwealth Tenpin Bowling Championships 2005

Mix Doubles

Friday 18th February 2005

No	Player	SHORT OIL PATTERN					LONG OIL PATTERN					TOTALS 6 GAMES			
		G1	G2	G3	AV	TOT	G1	G2	G3	AV	TOT	HG	AV	TOT	
 Malaysia (Group B)															
1	(059) ZULMAZRAN ZULKIFLI	191	243	191	208.3	625	206	230	300	245.3	736	300	226.8	1361	
	(061) SHALIN ZULKIFLI	212	150	190	184.0	552	193	247	218	219.3	658	247	201.7	1210	
					196.2	1177				232.3	1394	300	214.3	2571	
 Canada (Group B)															
2	(043) GEORGE LAMBERT	185	197	210	197.3	592	259	189	244	230.7	692	259	214.0	1284	
	(040) CAROLINE LAGRANGE	184	193	178	185.0	555	224	187	184	198.3	595	224	191.7	1150	
					191.2	1147				214.5	1287	259	202.8	2434	
 Malaysia (Group A)															
3	(058) ALEX LIEW	232	189	246	222.3	667	222	225	201	216.0	648	246	219.2	1315	
	(060) WENDY CHAI	179	161	180	173.3	520	193	191	214	199.3	598	214	186.3	1118	
					197.8	1187				207.7	1246	246	202.8	2433	
 Australia (Group B)															
4	(109) BRANDON QUALISCHEFSKI	175	208	206	196.3	589	236	215	194	215.0	645	236	205.7	1234	
	(112) JAYDE FLANAGAN	200	164	192	185.3	556	172	245	200	205.7	617	245	195.5	1173	
					190.8	1145				210.3	1262	245	200.6	2407	
 Singapore (Group A)															
5	(096) LEE YU WEN	175	196	171	180.7	542	192	223	258	224.3	673	258	202.5	1215	
	(099) JENNIFER TAN BEE LENG	218	190	183	197.0	591	182	174	213	189.7	569	218	193.3	1160	
					188.8	1133				207.0	1242	258	197.9	2375	
 Malta (Group A)															
6	(103) SUE ABELA	234	186	201	207.0	621	201	223	190	204.7	614	234	205.8	1235	
	(106) RAYMOND FALZON REALE	190	206	222	206.0	618	166	166	187	173.0	519	222	189.5	1137	
					206.5	1239				188.8	1133	234	197.7	2372	
 Australia (Group A)															
7	(111) JASON WALSH	189	179	189	185.7	557	207	208	231	215.3	646	231	200.5	1203	
	(108) ANN MAREE PUTNEY	200	159	178	179.0	537	202	226	192	206.7	620	226	192.8	1157	
					182.3	1094				211.0	1266	231	196.7	2360	
 Canada (Group A)															
8	(042) TYREL ROSE	201	244	188	211.0	633	199	211	200	203.3	610	244	207.2	1243	
	(041) SAMANTHA WONG	195	163	157	171.7	515	194	159	225	192.7	578	225	182.2	1093	
					191.3	1148				198.0	1188	244	194.7	2336	
 England (Group B)															
9	(088) DONNA ADAMS	157	234	202	197.7	593	201	186	235	207.3	622	235	202.5	1215	
	(090) PAUL EVANS	136	192	195	174.3	523	171	198	179	182.7	548	198	178.5	1071	
					186.0	1116				195.0	1170	235	190.5	2286	
 England (Group A)															
10	(089) JO HARRIES	192	169	210	190.3	571	174	182	212	189.3	568	212	189.8	1139	
	(091) IAIN McCORKINDALE	194	183	186	187.7	563	181	163	220	188.0	564	220	187.8	1127	
					189.0	1134				188.7	1132	220	188.8	2266	
 Northern Ireland (Group B)															
11	(046) KEVIN HORTON	193	201	197	197.0	591	188	222	183	197.7	593	222	197.3	1184	
	(048) LYNN BLACK	175	189	191	185.0	555	176	169	174	173.0	519	191	179.0	1074	
					191.0	1146				185.3	1112	222	188.2	2258	

25	(074) FRANK MARGIOTTA	223	134	190	182.3	547	186	170	170	175.3	526	223	178.8	1073
	(076) DEBBIE WATSON	180	147	169	165.3	496	159	147	153	153.0	459	180	159.2	955
					173.8	1043				164.2	985	223	169.0	2028
26	 Guernsey (Group B)													
	(039) GARRY HALE	178	159	193	176.7	530	156	164	180	166.7	500	193	171.7	1030
	(037) JOANNE JOHNSON	152	197	151	166.7	500	172	137	156	155.0	465	197	160.8	965
					171.7	1030				160.8	965	197	166.3	1995
27	 Singapore (Group B)													
	(097) ALVIN KWANG KOK LEONG	196	197	125	172.7	518	200	172	146	172.7	518	200	172.7	1036
	(098) EVELYN CHAN LU EE	126	129	186	147.0	441	170	160	180	170.0	510	186	158.5	951
					159.8	959				171.3	1028	200	165.6	1987
28	 Gibraltar (Group B)													
	(052) IAN WOOD	165	131	141	145.7	437	157	201	192	183.3	550	201	164.5	987
	(053) JULIE JACKSON	164	154	159	159.0	477	145	178	183	168.7	506	183	163.8	983
					152.3	914				176.0	1056	201	164.2	1970
29	 Bahamas (Group B)													
	(113) DAVE MOXEY	213	167	182	187.3	562	146	190	154	163.3	490	213	175.3	1052
	(116) KAYLA SMITH-NIXON	136	141	140	139.0	417	175	159	117	150.3	451	175	144.7	868
					163.2	979				156.8	941	213	160.0	1920
30	 Isle of Man (Group A)													
	(034) STEVE TAYLOR	193	189	166	182.7	548	179	180	165	174.7	524	193	178.7	1072
	(032) VIV CORNELIOUS	192	159	115	155.3	466	116	127	132	125.0	375	192	140.2	841
					169.0	1014				149.8	899	193	159.4	1913
31	 Gibraltar (Group A)													
	(051) CHARLIE DE LA ROSA	148	162	169	159.7	479	170	175	168	171.0	513	175	165.3	992
	(054) KIMBERLY TURNBULL	166	126	133	141.7	425	157	147	169	157.7	473	169	149.7	898
					150.7	904				164.3	986	175	157.5	1890
32	 Isle of Man (Group B)													
	(035) JOE MANNING	162	153	167	160.7	482	185	175	201	187.0	561	201	173.8	1043
	(033) MARGARET IRETON	129	170	125	141.3	424	156	148	116	140.0	420	170	140.7	844
					151.0	906				163.5	981	201	157.3	1887

Notes:

NO = Number | **G1** = Game One | **G2** = Game Two | **G3** = Game Three
HG = High Game | **AV** = Average | **TOT** = Total



www.cbf.com.cy

II Commonwealth Tenpin Bowling Championships 2005 Cyprus

SCORES

Teams (2 Men and 2 Women)

17th February 2005



















II Commonwealth Tenpin Bowling Championships 2005 - Cyprus

II Commonwealth Tenpin Bowling Championships 2005

Teams (2 Men and 2 Women)

Thursday 17th February 2005

No	Player	SHORT OIL PATTERN					LONG OIL PATTERN					TOTALS 6 GAMES				
		G1	G2	G3	AV	TOT	G1	G2	G3	AV	TOT	HG	AV	TOT		
 Malaysia																
1	(061) SHALIN ZULKIFLI	234	236	212	227.3	682	248	226	223	232.3	697	248	229.8	1379		
	(058) ALEX LIEW	187	216	199	200.7	602	259	215	237	237.0	711	259	218.8	1313		
	(060) WENDY CHAI	212	166	207	195.0	585	161	219	221	200.3	601	221	197.7	1186		
	(059) ZULMAZRAN ZULKIFLI	173	138	194	168.3	505	210	188	236	211.3	634	236	189.8	1139		
					197.8	2374						220.3	2643	259	209.0	5017
 Canada																
2	(043) GEORGE LAMBERT	202	181	212	198.3	595	228	188	248	221.3	664	248	209.8	1259		
	(042) TYREL ROSE	173	157	187	172.3	517	244	256	217	239.0	717	256	205.7	1234		
	(040) CAROLINE LAGRANGE	216	196	199	203.7	611	205	206	187	199.3	598	216	201.5	1209		
	(041) SAMANTHA WONG	189	193	193	191.7	575	183	202	211	198.7	596	211	195.2	1171		
					191.5	2298						214.6	2575	256	203.0	4873
 Australia																
3	(109) BRANDON QUALISCHEFSKI	192	221	239	217.3	652	194	226	205	208.3	625	239	212.8	1277		
	(111) JASON WALSH	245	186	182	204.3	613	191	243	205	213.0	639	245	208.7	1252		
	(112) JAYDE FLANAGAN	225	170	168	187.7	563	211	194	212	205.7	617	225	196.7	1180		
	(108) ANN MAREE PUTNEY	189	182	192	187.7	563	182	208	204	198.0	594	208	192.8	1157		
					199.3	2391						206.3	2475	245	202.8	4866
 Singapore																
4	(096) LEE YU WEN	205	231	189	208.3	625	234	244	203	227.0	681	244	217.7	1306		
	(097) ALVIN KWANG KOK LEONG	170	189	157	172.0	516	232	226	180	212.7	638	232	192.3	1154		
	(099) JENNIFER TAN BEE LENG	190	226	168	194.7	584	206	190	160	185.3	556	226	190.0	1140		
	(098) EVELYN CHAN LU EE	201	181	169	183.7	551	193	188	194	191.7	575	201	187.7	1126		
					189.7	2276						204.2	2450	244	196.9	4726
 Malta																
5	(103) SUE ABELA	244	184	177	201.7	605	224	188	205	205.7	617	244	203.7	1222		
	(106) RAYMOND FALZON REALE	221	191	215	209.0	627	185	244	155	194.7	584	244	201.8	1211		
	(104) MELISSA ANASTASI	185	147	190	174.0	522	168	225	225	206.0	618	225	190.0	1140		
	(105) MATTHEW CARUANA	224	180	205	203.0	609	165	188	168	173.7	521	224	188.3	1130		
					196.9	2363						195.0	2340	244	196.0	4703
 England																
6	(088) DONNA ADAMS	190	215	180	195.0	585	202	208	169	193.0	579	215	194.0	1164		
	(089) JO HARRIES	205	185	194	194.7	584	211	205	160	192.0	576	211	193.3	1160		
	(090) PAUL EVANS	189	144	180	171.0	513	235	245	149	209.7	629	245	190.3	1142		
	(091) IAIN McCORKINDALE	187	174	223	194.7	584	181	185	185	183.7	551	223	189.2	1135		
					188.8	2266						194.6	2335	245	191.7	4601
 Wales																
7	(065) ALAN PARKER	182	209	241	210.7	632	191	184	227	200.7	602	241	205.7	1234		
	(063) SUE THOMAS	180	214	170	188.0	564	187	180	166	177.7	533	214	182.8	1097		
	(066) TERRY RICHARDS	159	168	173	166.7	500	175	161	212	182.7	548	212	174.7	1048		
	(064) UNA CLARK	173	163	209	181.7	545	165	144	167	158.7	476	209	170.2	1021		
					186.8	2241						179.9	2159	241	183.3	4400
 Northern Ireland																
8	(047) BILLY NIMICK	201	180	206	195.7	587	268	178	198	214.7	644	268	205.2	1231		
	(046) KEVIN HORTON	202	175	254	210.3	631	174	160	170	168.0	504	254	189.2	1135		
	(048) LYNN BLACK	145	128	203	158.7	476	205	191	144	180.0	540	205	169.3	1016		
	(049) KAREN PAYNE	143	184	152	159.7	479	132	199	139	156.7	470	199	158.2	949		
					181.1	2173						179.8	2158	268	180.5	4331

	 Jersey													
9	(120) DEAN SAUNDERS	162	213	202	192.3	577	236	202	160	199.3	598	236	195.8	1175
	(121) MATT MINIER	164	211	182	185.7	557	187	190	183	186.7	560	211	186.2	1117
	(118) STEPH LE LION	195	157	203	185.0	555	140	187	178	168.3	505	203	176.7	1060
	(119) GLENDA BURROWS	163	171	136	156.7	470	163	158	173	164.7	494	173	160.7	964
					179.9	2159				179.8	2157	236	179.8	4316
	 Scotland													
10	(073) MARK HUTTON	208	203	216	209.0	627	177	194	147	172.7	518	216	190.8	1145
	(074) FRANK MARGIOTTA	195	200	160	185.0	555	184	176	182	180.7	542	200	182.8	1097
	(076) DEBBIE WATSON	192	148	146	162.0	486	181	190	197	189.3	568	197	175.7	1054
	(075) LAURA RHONEY	157	209	145	170.3	511	159	145	166	156.7	470	209	163.5	981
					181.6	2179				174.8	2098	216	178.2	4277
	 India													
11	(001) ALJAI BATHEJA	202	214	177	197.7	593	179	219	190	196.0	588	219	196.8	1181
	(002) VINOD SIMON	149	178	225	184.0	552	193	169	217	193.0	579	225	188.5	1131
	(003) SABEENA ATHICA	166	135	150	150.3	451	181	172	172	175.0	525	181	162.7	976
	(004) JHARNA BADLANI	193	137	144	158.0	474	184	166	146	165.3	496	193	161.7	970
					172.5	2070				182.3	2188	225	177.4	4258
	 Guernsey													
12	(038) DEREK TOMLIN	224	199	215	212.7	638	173	211	191	191.7	575	224	202.2	1213
	(037) JOANNE JOHNSON	143	176	167	162.0	486	208	180	160	182.7	548	208	172.3	1034
	(039) GARRY HALE	166	172	156	164.7	494	172	159	173	168.0	504	173	166.3	998
	(036) ALI PRIGENT	129	181	144	151.3	454	115	171	179	155.0	465	181	153.2	919
					172.7	2072				174.3	2092	224	173.5	4164
	 Cyprus													
13	(069) ANTONIS DALIDES	200	162	154	172.0	516	158	213	169	180.0	540	213	176.0	1056
	(068) COSTAS KYRIACOU	156	212	154	174.0	522	183	156	170	169.7	509	212	171.8	1031
	(070) NIKI SCHIZA	168	153	199	173.3	520	166	172	160	166.0	498	199	169.7	1018
	(071) GIOLA PASTOU	169	133	151	151.0	453	202	163	179	181.3	544	202	166.2	997
					167.6	2011				174.3	2091	213	170.9	4102
	 Bahamas													
14	(114) LENNY POWELL	181	248	127	185.3	556	171	172	182	175.0	525	248	180.2	1081
	(113) DAVE MOXEY	178	192	179	183.0	549	172	123	189	161.3	484	192	172.2	1033
	(115) JOANNE WOODSIDE-POWELL	144	138	191	157.7	473	184	158	170	170.7	512	191	164.2	985
	(116) KAYLA SMITH-NIXON	143	145	149	145.7	437	142	171	138	150.3	451	171	148.0	888
					167.9	2015				164.3	1972	248	166.1	3987
	 Gibraltar													
15	(052) IAN WOOD	143	190	147	160.0	480	163	211	168	180.7	542	211	170.3	1022
	(051) CHARLIE DE LA ROSA	144	158	204	168.7	506	199	138	172	169.7	509	204	169.2	1015
	(053) JULIE JACKSON	166	156	143	155.0	465	130	142	171	147.7	443	171	151.3	908
	(054) KIMBERLY TURNBULL	130	150	133	137.7	413	153	172	116	147.0	441	172	142.3	854
					155.3	1864				161.3	1935	211	158.3	3799
	 Isle of Man													
16	(034) STEVE TAYLOR	161	178	144	161.0	483	183	202	171	185.3	556	202	173.2	1039
	(035) JOE MANNING	159	127	210	165.3	496	192	129	145	155.3	466	210	160.3	962
	(033) MARGARET IRETON	160	165	130	151.7	455	146	144	131	140.3	421	165	146.0	876
	(032) VIV CORNELIOUS	115	139	125	126.3	379	147	132	154	144.3	433	154	135.3	812
					151.1	1813				156.3	1876	210	153.7	3689

Notes:

NO = Number | **G1** = Game One | **G2** = Game Two | **G3** = Game Three
HG = High Game | **AV** = Average | **TOT** = Total



www.cbf.com.cy

II Commonwealth Tenpin Bowling Championships 2005 Cyprus

SCORES Ladies Masters - TOP 6 19th February 2005



II Commonwealth Tenpin Bowling Championships 2005 - Cyprus

Ladies MASTERS

No	Player	Country	TOTALS ALL GAMES							
			ST	DT	TT	MXT	G	HG	AV	TOT
1	(061) SHALIN ZULKIFLI	Malaysia	1190	1183	1379	1210	24	248	206.8	4962
2	(108) ANN MAREE PUTNEY	Australia	1289	1226	1157	1157	24	247	201.2	4829
3	(040) CAROLINE LAGRANGE	Canada	1222	1186	1209	1150	24	225	198.6	4767
4	(103) SUE ABELA	Malta	1158	1123	1222	1235	24	247	197.4	4738
5	(088) DONNA ADAMS	England	1145	1167	1164	1215	24	235	195.5	4691
6	(089) JO HARRIES	England	1181	1194	1160	1139	24	247	194.8	4674
7	(099) JENNIFER TAN BEE LENG	Singapore	1136	1235	1140	1160	24	226	194.6	4671
8	(112) JAYDE FLANAGAN	Australia	1142	1138	1180	1173	24	245	193.0	4633
9	(041) SAMANTHA WONG	Canada	1137	1182	1171	1093	24	232	191.0	4583
10	(060) WENDY CHAI	Malaysia	1075	1134	1186	1118	24	221	188.0	4513
11	(104) MELISSA ANASTASI	Malta	1080	1159	1140	1131	24	247	187.9	4510
12	(098) EVELYN CHAN LU EE	Singapore	1191	1191	1126	951	24	228	185.8	4459
13	(075) LAURA RHONEY	Scotland	1035	1183	981	1060	24	235	177.5	4259
14	(063) SUE THOMAS	Wales	1056	1099	1097	1002	24	216	177.3	4254
15	(071) GIOLA PASTOU	Cyprus	1159	1012	997	1038	24	219	175.3	4206
16	(076) DEBBIE WATSON	Scotland	1102	1032	1054	955	24	202	172.6	4143
17	(003) SABEENA ATHICA	India	1020	1052	976	1068	24	215	171.5	4116
18	(049) KAREN PAYNE	Northern Ireland	1115	1052	949	989	24	214	171.0	4105
19	(048) LYNN BLACK	Northern Ireland	962	1047	1016	1074	24	205	170.8	4099
20	(070) NIKI SCHIZA	Cyprus	1081	1039	1018	948	24	203	170.3	4086
21	(115) JOANNE WOODSIDE-POWELL	Bahamas	1005	1040	985	1056	24	218	170.3	4086
22	(118) STEPH LE LION	Jersey	1049	970	1060	989	24	203	169.5	4068
23	(037) JOANNE JOHNSON	Guernsey	937	1078	1034	965	24	245	167.3	4014
24	(036) ALI PRIGENT	Guernsey	996	997	919	1032	24	219	164.3	3944
25	(064) UNA CLARK	Wales	927	1014	1021	980	24	209	164.3	3942
26	(054) KIMBERLY TURNBULL	Gibraltar	998	1019	854	898	24	192	157.0	3769
27	(053) JULIE JACKSON	Gibraltar	920	915	908	983	24	185	155.3	3726
28	(004) JHARNA BADLANI	India	837	947	970	962	24	213	154.8	3716
29	(119) GLENDA BURROWS	Jersey	963	818	964	956	24	191	154.2	3701
30	(033) MARGARET IRETON	Isle of Man	883	1030	876	844	24	191	151.4	3633
31	(116) KAYLA SMITH-NIXON	Bahamas	930	906	888	868	24	184	149.7	3592
32	(032) VIV CORNELIOUS	Isle of Man	936	934	812	841	24	192	146.8	3523

Notes:

NO = Number

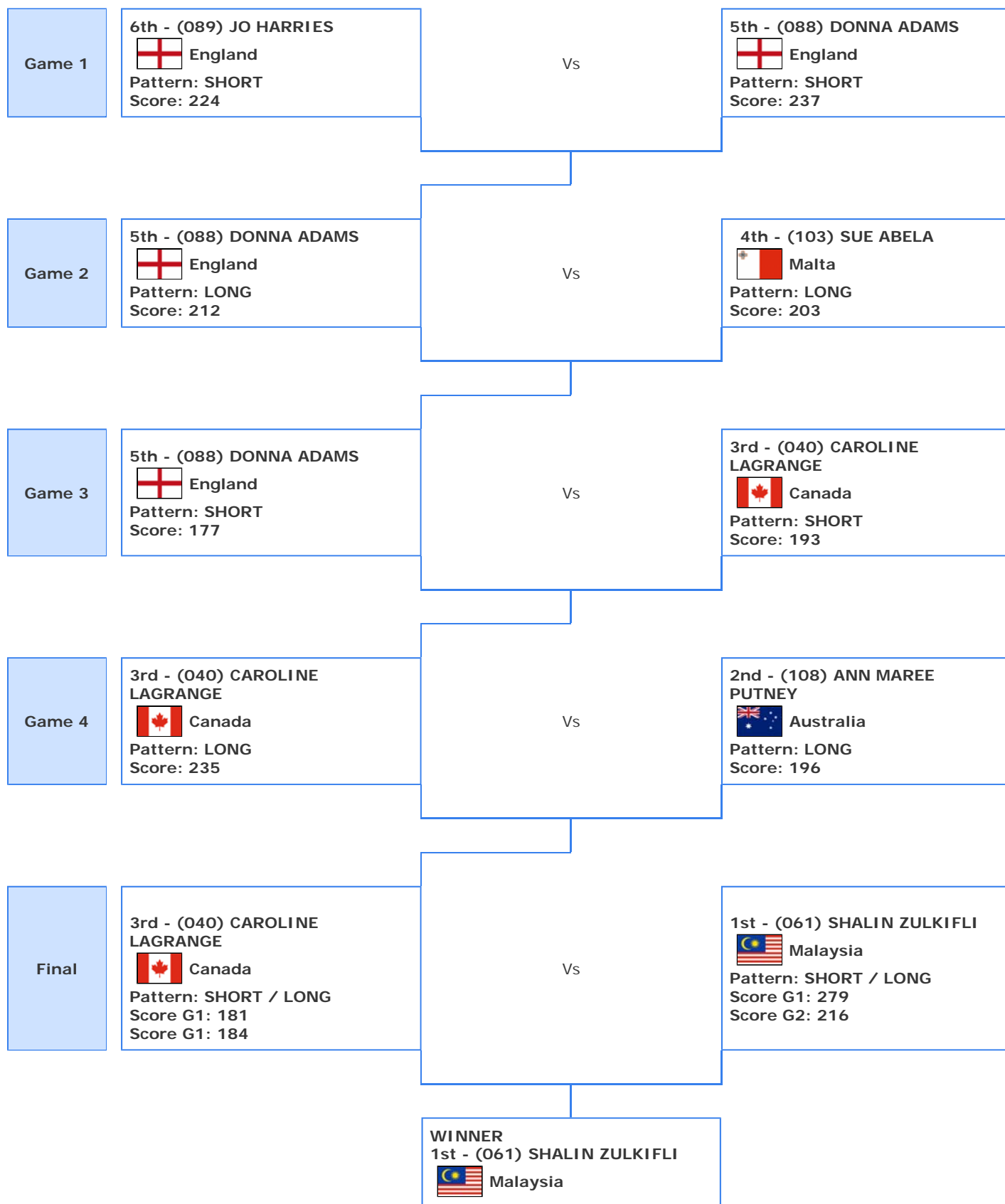
ST = Singles TOTAL | **DT** = Doubles TOTAL | **TT** = Teams TOTAL | **MXT** = Mix Doubles TOTAL

G = No of Games | **HG** = High Game | **AV** = Average | **TOT** = Total

II Commonwealth Tenpin Bowling Championships 2005

Step Ladder - Top 6 LADIES

Saturday 19th February 2005



II Commonwealth Tenpin Bowling Championships 2005 - Cyprus

TOP 6 LADIES

Step Ladder - 1st MATCH

Name: (089) JO HARRIES



England (ENG)

1	2	3	4	5	6	7	8	9	10						
9	/	X	9	/	8	/	9	/	X	X	X	X	8	/	9
20	40	58	77	97	127	157	185	205	224						

Name: (088) DONNA ADAMS



England (ENG)

1	2	3	4	5	6	7	8	9	10				
X	X	X	9	/	X	X	X	9	/	X	9	/	9
30	59	79	99	129	158	178	198	218	237				

Notes:

/ = Spare | X = Strike | -- = Missed



= Split

II Commonwealth Tenpin Bowling Championships 2005 - Cyprus

TOP 6 LADIES

Step Ladder - 2nd MATCH

Name: (088) DONNA ADAMS



England (ENG)

1	2	3	4	5	6	7	8	9	10
9 /	8 /	8 /	X	X	9 /	X	X	X	9 -
18	36	56	85	105	125	155	184	203	212

Name: (103) SUE ABELA



Malta (MLT)

1	2	3	4	5	6	7	8	9	10
X	9 /	8 1	9 /	9 /	X	X	X	7 /	X 9 /
20	38	47	66	86	116	143	163	183	203

Notes:

/ = Spare | X = Strike | -- = Missed



= Split

II Commonwealth Tenpin Bowling Championships 2005 - Cyprus

TOP 6 LADIES

Step Ladder - 3rd MATCH

Name: (088) DONNA ADAMS



England (ENG)

1	2	3	4	5	6	7	8	9	10	
8	1	9 /	X	X	9 /	8 /	8 /	6 /	9 /	9 -
9	29	58	78	96	114	130	149	168	177	

Name: (040) CAROLINE LAGRANGE



Canada (CAN)

1	2	3	4	5	6	7	8	9	10
9 /	9 -	X	9 /	9 /	8 /	9 /	X	X	9 / X
19	28	48	67	85	104	124	153	173	193

Notes:

/ = Spare | X = Strike | -- = Missed



= Split

II Commonwealth Tenpin Bowling Championships 2005 - Cyprus

TOP 6 LADIES

Step Ladder - SEMI FINAL

Name: (040) CAROLINE LAGRANGE



Canada (CAN)

1	2	3	4	5	6	7	8	9	10				
9	/	X	X	8	/	X	X	X	9	/	9	/	9
20	48	68	88	118	148	177	197	216	235				

Name: (108) ANN MAREE PUTNEY



Australia (AUS)

1	2	3	4	5	6	7	8	9	10						
X	X	X	7	1	9	/	9	/	9	/	8	/	8	/	X
30	57	75	83	102	121	140	158	176	196						

Notes:

/ = Spare | X = Strike | -- = Missed





= Split

II Commonwealth Tenpin Bowling Championships 2005 - Cyprus

TOP 6 LADIES Step Ladder - FINAL


1st GAME

Name: (040) CAROLINE LAGRANGE												
 Canada (CAN)												
1	2	3	4	5	6	7	8	9	10			
7 /	8 /	X	9 -	X	9 /	9 /	X	X	8	1		
18	38	57	66	86	105	125	153	172	181			

Name: (061) SHALIN ZULKIFLI												
 Malaysia (MAS)												
1	2	3	4	5	6	7	8	9	10			
X	X	X	X	X	9 /	X	X	X	X	X	X	
30	60	90	119	139	159	189	219	249	279			

2nd GAME

Name: (040) CAROLINE LAGRANGE												
 Canada (CAN)												
1	2	3	4	5	6	7	8	9	10			
X	X	9 /	9 /	X	8 /	X	9 -	6 2	X	9	/	
29	49	68	88	108	128	147	156	164	184			

Name: (061) SHALIN ZULKIFLI												
 Malaysia (MAS)												
1	2	3	4	5	6	7	8	9	10			
9 /	X	9 /	X	X	X	9 /	9 /	9 /	X	9	-	
20	40	60	90	119	139	158	177	197	216			

Notes:

/ = Spare | X = Strike | -- = Missed

 = Split



www.cbf.com.cy

II Commonwealth Tenpin Bowling Championships 2005 Cyprus

SCORES Men Masters - TOP 6 19th February 2005



CTBf
Commonwealth Tenpin Bowling Federation

II Commonwealth Tenpin Bowling Championships 2005 - Cyprus

Men MASTERS

No	Player	Country	TOTALS ALL GAMES							
			ST	DT	TT	MXT	G	HG	AV	TOT
1	(058) ALEX LIEW	Malaysia	1156	1233	1313	1315	24	259	209.0	5017
2	(059) ZULMAZRAN ZULKIFLI	Malaysia	1243	1240	1139	1361	24	300	207.6	4983
3	(043) GEORGE LAMBERT	Canada	1106	1270	1259	1284	24	259	205.0	4919
4	(047) BILLY NIMICK	Northern Ireland	1247	1251	1231	1125	24	268	202.3	4854
5	(111) JASON WALSH	Australia	1238	1160	1252	1203	24	258	202.2	4853
6	(109) BRANDON QUALISCHEFSKI	Australia	1179	1150	1277	1234	24	239	201.7	4840
7	(042) TYREL ROSE	Canada	1150	1164	1234	1243	24	256	199.6	4791
8	(068) COSTAS KYRIACOU	Cyprus	1197	1227	1031	1228	24	238	195.1	4683
9	(065) ALAN PARKER	Wales	1122	1110	1234	1210	24	241	194.8	4676
10	(046) KEVIN HORTON	Northern Ireland	1146	1200	1135	1184	24	254	194.4	4665
11	(106) RAYMOND FALZON REALE	Malta	1081	1235	1211	1137	24	244	194.3	4664
12	(038) DEREK TOMLIN	Guernsey	1129	1188	1213	1124	24	234	193.9	4654
13	(091) IAIN McCORKINDALE	England	1160	1171	1135	1127	24	227	191.4	4593
14	(120) DEAN SAUNDERS	Jersey	1212	1092	1175	1106	24	236	191.0	4585
15	(096) LEE YU WEN	Singapore	1020	1015	1306	1215	24	258	189.8	4556
16	(001) ALJAI BATHEJA	India	1078	1176	1181	1112	24	220	189.5	4547
17	(073) MARK HUTTON	Scotland	1095	1191	1145	1114	24	223	189.4	4545
18	(090) PAUL EVANS	England	1200	1113	1142	1071	24	245	188.6	4526
19	(121) MATT MINIER	Jersey	1097	1138	1117	1154	24	254	187.8	4506
20	(069) ANTONIS DALIDES	Cyprus	1208	1119	1056	1103	24	234	186.9	4486
21	(034) STEVE TAYLOR	Isle of Man	1210	1159	1039	1072	24	241	186.7	4480
22	(074) FRANK MARGIOTTA	Scotland	1094	1206	1097	1073	24	247	186.3	4470
23	(002) VINOD SIMON	India	1095	1108	1131	1132	24	225	186.1	4466
24	(066) TERRY RICHARDS	Wales	1139	1116	1048	1153	24	234	185.7	4456
25	(097) ALVIN KWANG KOK LEONG	Singapore	1142	1065	1154	1036	24	232	183.2	4397
26	(114) LENNY POWELL	Bahamas	1016	1130	1081	1135	24	248	181.8	4362
27	(105) MATTHEW CARUANA	Malta	1104	1020	1130	1080	24	224	180.6	4334
28	(113) DAVE MOXEY	Bahamas	1032	984	1033	1052	24	213	170.9	4101
29	(039) GARRY HALE	Guernsey	1022	994	998	1030	24	199	168.5	4044
30	(051) CHARLIE DE LA ROSA	Gibraltar	1018	1009	1015	992	24	204	168.1	4034
31	(035) JOE MANNING	Isle of Man	909	1019	962	1043	24	221	163.9	3933
32	(052) IAN WOOD	Gibraltar	933	916	1022	987	24	211	160.8	3858

Notes:

NO = Number

ST = Singles TOTAL | **DT** = Doubles TOTAL | **TT** = Teams TOTAL | **MXT** = Mix Doubles TOTAL

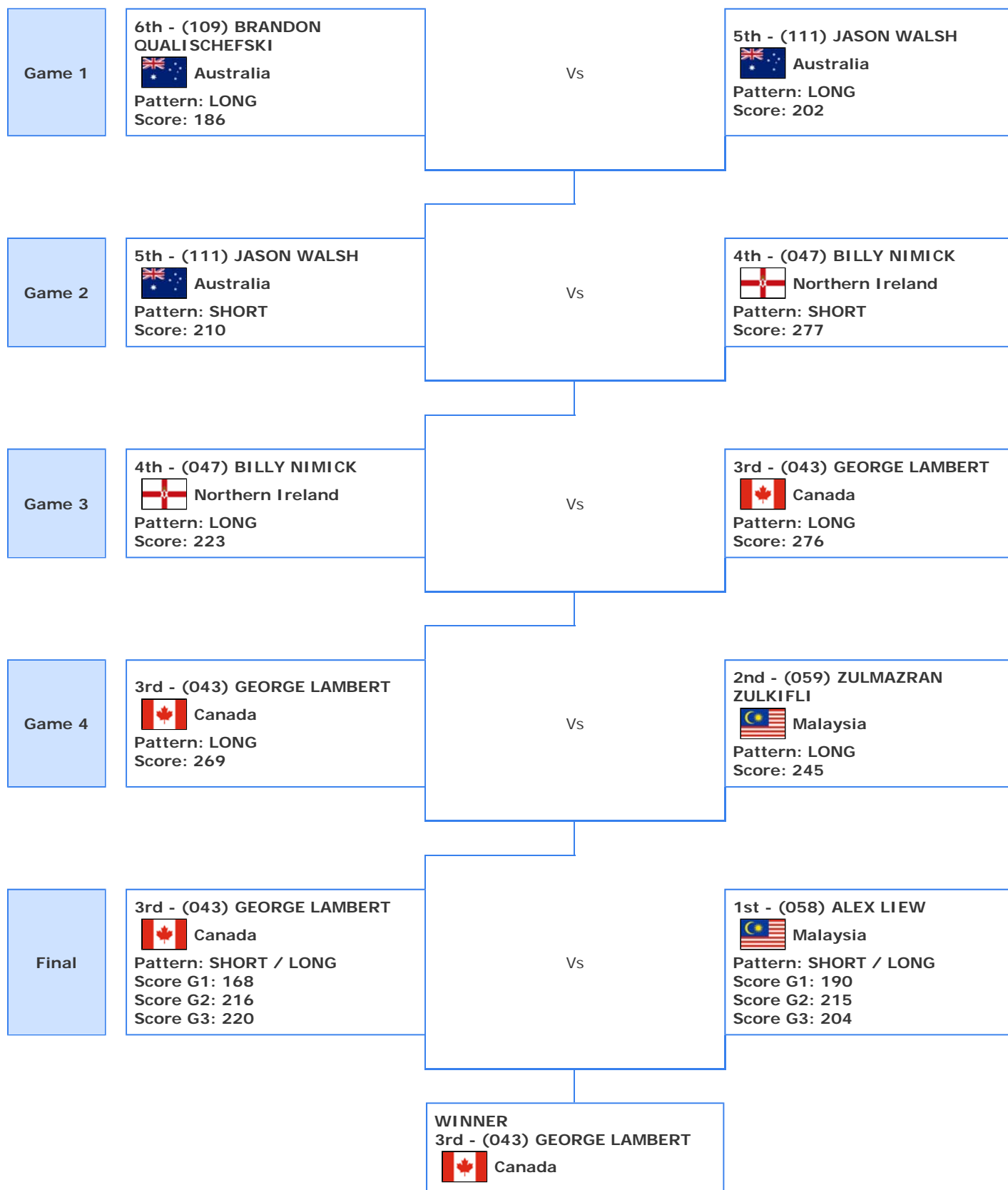
G = No of Games | **HG** = High Game | **AV** = Average | **TOT** = Total

II Commonwealth Tenpin Bowling Championships 2005 - Cyprus

II Commonwealth Tenpin Bowling Championships 2005

Step Ladder - Top 6 MEN

Saturday 19th February 2005



II Commonwealth Tenpin Bowling Championships 2005 - Cyprus

TOP 6 MEN

Step Ladder - 1st MATCH

Name: (109) BRANDON QUALISCHEFSKI



Australia (AUS)

1	2	3	4	5	6	7	8	9	10
9 /	X	X	7 /	X	9 /	9 /	6 -	6 /	X 7 1
20	47	67	87	107	126	142	148	168	186

Name: (111) JASON WALSH



Australia (AUS)

1	2	3	4	5	6	7	8	9	10
X	7 /	X	X	9 /	X	X	7 /	7 2	X 9 /
20	40	69	89	109	136	156	173	182	202

Notes:

/ = Spare | X = Strike | -- = Missed

= Split

II Commonwealth Tenpin Bowling Championships 2005 - Cyprus

TOP 6 MEN

Step Ladder - 2nd MATCH

Name: (111) JASON WALSH



Australia (AUS)

1	2	3	4	5	6	7	8	9	10
X	X	8 /	8 /	X	7 1	X	9 /	X	X X 8
28	48	66	86	104	112	132	152	182	210

Name: (047) BILLY NIMICK



Northern Ireland (NIR)

1	2	3	4	5	6	7	8	9	10
X	X	X	X	X	X	X	8 /	X	X X 9
30	60	90	120	150	178	198	218	248	277

Notes:

/ = Spare | X = Strike | -- = Missed

 = Split

II Commonwealth Tenpin Bowling Championships 2005 - Cyprus

TOP 6 MEN

Step Ladder - 3rd MATCH

Name: (047) BILLY NIMICK



Northern Ireland (NIR)

1		2		3		4		5		6		7		8		9		10		
6	3	6	/	X		X		X		X		9	/	X		X		9	/	6
9		29		59		89		118		138		158		187		207		223		

Name: (043) GEORGE LAMBERT



Canada (CAN)

1		2		3		4		5		6		7		8		9		10		
X		X		X		X		X		X		X		X		X		9	/	7
30		60		90		120		150		180		210		239		259		276		

Notes:

/ = Spare | X = Strike | -- = Missed



= Split

II Commonwealth Tenpin Bowling Championships 2005 - Cyprus

TOP 6 MEN

Step Ladder - SEMI FINAL

Name: (043) GEORGE LAMBERT



Canada (CAN)

1	2	3	4	5	6	7	8	9	10
X	X	X	X	X	X	X	X	9 /	X 9 /
30	60	90	120	150	180	209	229	249	269

Name: (059) ZULMAZRAN ZULKIFLI



Malaysia (MAS)

1	2	3	4	5	6	7	8	9	10
X	9 /	X	X	X	X	X	X	9 /	8 / 8
20	40	70	100	130	160	189	209	227	245

Notes:

/ = Spare | X = Strike | -- = Missed



= Split

II Commonwealth Tenpin Bowling Championships 2005 - Cyprus

TOP 6 MEN

Step Ladder - FINAL

1st GAME

Name: (043) GEORGE LAMBERT															
 Canada (CAN)															
1	2	3	4	5	6	7	8	9	10						
7	2	9 /	X	X	8 /	9 /	X	5	2	X	8	1			
9	29	57	77	96	116	133	140	159	168						

Name: (058) ALEX LIEW															
 Malaysia (MAS)															
1	2	3	4	5	6	7	8	9	10						
6	2	7	2	X	X	X	8 /	9 /	7	9 /	X	9			
8	17	47	75	95	114	131	150	170	190						


2nd GAME

Name: (043) GEORGE LAMBERT															
 Canada (CAN)															
1	2	3	4	5	6	7	8	9	10						
7	2	X	9 /	9 /	9 /	X	9 /	X	X	X	X	9			
9	29	48	67	87	107	127	157	187	216						

Name: (058) ALEX LIEW															
 Malaysia (MAS)															
1	2	3	4	5	6	7	8	9	10						
X	X	9 /	9 /	9 /	X	X	9 /	9 /	X	9					
29	49	68	87	107	136	156	175	195	215						

3rd GAME

Name: (043) GEORGE LAMBERT															
 Canada (CAN)															
1	2	3	4	5	6	7	8	9	10						
9 /	7	2	X	X	X	7 /	X	9 /	X	X	X	7			
17	26	56	83	103	123	143	163	193	220						

Name: (058) ALEX LIEW															
 Malaysia (MAS)															
1	2	3	4	5	6	7	8	9	10						
8	-	X	X	X	9 /	X	9 /	9 /	9 /	X	8	1			
8	38	67	87	107	127	146	165	185	204						

Notes:

/ = Spare | X = Strike | -- = Missed

 = Split