

# III Commonwealth Tenpin Bowling Championship

Melbourne Australia July 2nd to 9th 2006



[Men's Singles](#)
[Women's Singles](#)
[Men's Doubles](#)
[Women's Doubles](#)
[Mixed Doubles](#)
[Mixed Teams](#)

[Men's All Events](#)
[Women's All Events](#)
[Men's Masters](#)
[Women's Masters](#)
[Masters Step Ladder](#)

[Records](#)
[Previous Championship Results](#)

[Medal Tally](#)

Last updated 04:12 PM Mon 03 Jul 2006 Melbourne Australia (GMT +10.00)  
Select bowler's name to view each game frame scores and statistics of bowler



1st Ann-Maree Putney  
Australia



2nd Caroline Lagrange  
Canada



3rd Choy Poh Lai  
Malaysia

## Women's Singles

Pos	Name	Ctry	Ave	G1	G2	G3	G4	G5	G6	Total	Gms	High Game
1	<a href="#">Ann-Maree Putney</a>	Australia	220.5	187	205	235	258	205	233	<b>1323</b>	6	258
2	<a href="#">Caroline Lagrange</a>	Canada	214.8	188	232	201	236	222	210	<b>1289</b>	6	236
3	<a href="#">Choy Poh Lai</a>	Malaysia	213.3	196	225	243	190	201	225	<b>1280</b>	6	243
4	<a href="#">Jennifer Willis-Park</a>	Canada	205.2	188	225	184	216	193	225	<b>1231</b>	6	225
5	<a href="#">Ivena Heald</a>	New Zealand	202.5	239	183	192	196	224	181	<b>1215</b>	6	239
6	<a href="#">Katie Jowsey</a>	England	201.0	195	197	190	221	224	179	<b>1206</b>	6	224
7	<a href="#">Fiona Banks</a>	England	200.8	197	224	185	203	214	182	<b>1205</b>	6	224
8	<a href="#">Wendy Chai</a>	Malaysia	198.3	197	184	222	215	158	214	<b>1190</b>	6	222
9	<a href="#">Sue Abela</a>	Malta	195.8	181	205	213	215	182	179	<b>1175</b>	6	215
10	<a href="#">Tracey Madden</a>	Australia	193.7	174	153	227	205	225	178	<b>1162</b>	6	227
11	<a href="#">Laura Rhoney</a>	Scotland	191.7	153	204	223	232	148	190	<b>1150</b>	6	232
12	<a href="#">Melissa Anastasi</a>	Malta	190.7	172	216	180	199	183	194	<b>1144</b>	6	216
13	<a href="#">Julianne Mollet</a>	New Zealand	187.7	162	188	169	237	190	180	<b>1126</b>	6	237
14	<a href="#">Christine Robinson</a>	Northern Ireland	185.0	210	172	182	193	181	172	<b>1110</b>	6	210
15	<a href="#">Sue Thomas</a>	Wales	181.5	213	188	176	179	158	175	<b>1089</b>	6	213
16	<a href="#">Sabeena Athica</a>	India	179.5	168	205	159	174	199	172	<b>1077</b>	6	205
17	<a href="#">Steph Le Lion</a>	Jersey	176.8	201	160	155	157	201	187	<b>1061</b>	6	201
18	<a href="#">Anne-Maree Williams</a>	Wales	176.0	209	196	143	165	175	168	<b>1056</b>	6	209
19	<a href="#">Marina McClain</a>	Bahamas	175.2	190	188	163	150	149	211	<b>1051</b>	6	211
20	<a href="#">Jacqui MacColl</a>	Scotland	174.3	206	214	144	164	154	164	<b>1046</b>	6	214
21	<a href="#">Karen Payne</a>	Northern Ireland	173.7	161	209	193	160	183	136	<b>1042</b>	6	209
22	<a href="#">Michelle Ward</a>	Guernsey	173.5	181	152	202	159	147	200	<b>1041</b>	6	202
23	<a href="#">Nallabantu Sumathi</a>	India	171.5	157	182	140	203	163	184	<b>1029</b>	6	203
24	<a href="#">Avgi Nicolaou</a>	Cyprus	168.5	177	166	209	142	170	147	<b>1011</b>	6	209
25	<a href="#">Nandia Herodotou</a>	Cyprus	167.8	205	166	174	157	142	163	<b>1007</b>	6	205
25	<a href="#">Joanne Woodside-Powell</a>	Bahamas	167.8	169	180	135	172	171	180	<b>1007</b>	6	180
27	<a href="#">Linda Robilliard</a>	Guernsey	163.2	139	220	156	160	153	151	<b>979</b>	6	220
28	<a href="#">Helen McGunnigle</a>	Gibraltar	161.8	127	151	133	192	199	169	<b>971</b>	6	199
29	<a href="#">Hjh Ardiah Hj Serbini</a>	Brunei Darussalam	154.7	161	157	171	145	146	148	<b>928</b>	6	171
30	<a href="#">Julie Jackson</a>	Gibraltar	150.5	154	182	133	125	136	173	<b>903</b>	6	182
31	<a href="#">Hjh Siti Aisah Binti Hj Mohd. Jaafar</a>	Brunei Darussalam	147.3	130	154	157	148	134	161	<b>884</b>	6	161
32	<a href="#">Glenda Burrows</a>	Jersey	144.7	166	161	130	116	168	127	<b>868</b>	6	168

Scores compiled and Web Pages design by [Ian Nicholls](#) Melbourne Australia  
Tenpin Bowling Webmaster and Web Designer Peter Coburn Nationals Event Co-ordinator Tenpin Bowling Australia

# III Commonwealth Tenpin Bowling Championship

Melbourne Australia July 2nd to 9th 2006



[Men's Singles](#)
[Women's Singles](#)
[Men's Doubles](#)
[Women's Doubles](#)
[Mixed Doubles](#)
[Mixed Teams](#)

[Men's All Events](#)
[Women's All Events](#)
[Men's Masters](#)
[Women's Masters](#)
[Masters Step Ladder](#)

[Records](#)
[Previous Championship Results](#)

[Medal Tally](#)

Last updated 01:37 PM Mon 03 Jul 2006 Melbourne Australia (GMT +10.00)  
Select bowler's name to view each game frame scores and statistics of bowler



1st Jon Zadel  
England



2nd Sonith Lockhart  
Bahamas



3rd George Frilingos  
Australia

## Mens Singles

Pos	Name	Ctry	Ave	G1	G2	G3	G4	G5	G6	Total	Gms	High Game
1	<a href="#">Jon Zadel</a>		219.0	211	208	201	235	244	215	<b>1314</b>	6	244
2	<a href="#">Sonith Lockhart</a>		208.8	213	187	237	235	179	202	<b>1253</b>	6	237
3	<a href="#">George Frilingos</a>		207.8	210	214	218	200	195		<b>1247</b>	6	218
4	<a href="#">George Lambert IV</a>		207.7	210	174	223	207	233	199	<b>1246</b>	6	233
5	<a href="#">Jason Waters</a>		204.3	192	191	195	211	213	224	<b>1226</b>	6	224
6	<a href="#">Mohd Noer Said</a>		203.0	213	179	223	198	201	204	<b>1218</b>	6	223
7	<a href="#">Andreas Karystianos</a>		202.7	226	176	228	204	181	201	<b>1216</b>	6	228
8	<a href="#">Stuart Chamberlain</a>		198.2	205	140	229	211	211	193	<b>1189</b>	6	229
9	<a href="#">Dominic Barrett</a>		197.7	217	238	205	173	181	172	<b>1186</b>	6	238
10	<a href="#">Dean Saunders</a>		196.2	227	171	213	150	191	225	<b>1177</b>	6	227
11	<a href="#">Jonathan Simoneau</a>		195.0	197	186	195	195	212	185	<b>1170</b>	6	212
12	<a href="#">Glen Loader</a>		194.5	146	175	236	225	171	214	<b>1167</b>	6	236
13	<a href="#">Isaac Russell</a>		190.0	201	179	195	192	202	171	<b>1140</b>	6	202
13	<a href="#">Ray Falzon Reale</a>		190.0	194	175	195	190	224	162	<b>1140</b>	6	224
15	<a href="#">Derek Tomlin</a>		189.8	211	169	184	214	178	183	<b>1139</b>	6	214
16	<a href="#">Clarence Wallace</a>		186.5	187	194	166	184	211	177	<b>1119</b>	6	211
17	<a href="#">R. Shashi Kumar</a>		185.5	214	201	197	139	179	183	<b>1113</b>	6	214
18	<a href="#">Brian Farrugia</a>		183.8	195	168	190	177	195	178	<b>1103</b>	6	195
19	<a href="#">Shaik Abdul Hameed</a>		182.8	189	172	157	183	194	202	<b>1097</b>	6	202
20	<a href="#">Ryan Press</a>		182.5	174	170	185	208	216	142	<b>1095</b>	6	216
21	<a href="#">Kenny Donnelly</a>		180.2	186	194	148	191	185	177	<b>1081</b>	6	194
22	<a href="#">Gary Anderson</a>		179.5	168	184	161	178	214	172	<b>1077</b>	6	214
22	<a href="#">Mohd Abdul Raafe Bin hj Ibrahim</a>		179.5	194	157	191	197	199	139	<b>1077</b>	6	199
22	<a href="#">Craig Nevatt</a>		179.5	166	170	131	211	198	201	<b>1077</b>	6	211
25	<a href="#">Mark McQueen</a>		179.3	158	184	181	175	187	191	<b>1076</b>	6	191
26	<a href="#">Terry Richards</a>		177.5	133	194	202	189	192	155	<b>1065</b>	6	202
27	<a href="#">Paul Wright</a>		175.8	168	180	163	182	186	176	<b>1055</b>	6	186
28	<a href="#">Charis Panayiotou</a>		174.5	173	200	173	179	164	158	<b>1047</b>	6	200
29	<a href="#">Charlie De La Rosa</a>		168.2	173	157	184	157	177	161	<b>1009</b>	6	184
30	<a href="#">Shahwall Mustafa</a>		166.2	157	167	158	180	156	179	<b>997</b>	6	180
31	<a href="#">Mick Prigent</a>		155.2	144	174	162	147	169	135	<b>931</b>	6	174
32	<a href="#">Ian Armsby</a>		155.0	149	160	151	206	119	145	<b>930</b>	6	206

Scores compiled and Web Pages design by [Ian Nicholls](#) Melbourne Australia

Tenpin Bowling Webmaster and Web Designer Peter Coburn Nationals Event Co-ordinator Tenpin Bowling Australia

# III Commonwealth Tenpin Bowling Championship

Melbourne Australia July 2nd to 9th 2006



[Men's Singles](#)
[Women's Singles](#)
[Men's Doubles](#)
[Women's Doubles](#)
[Mixed Doubles](#)
[Mixed Teams](#)

[Men's All Events](#)
[Women's All Events](#)
[Men's Masters](#)
[Women's Masters](#)
[Masters Step Ladder](#)

[Records](#)
[Previous Championship Results](#)

[Medal Tally](#)

Last updated 11:59 AM Tue 04 Jul 2006 Melbourne Australia (GMT +10.00)  
Select bowler's name to view each game frame scores and statistics of bowler



**1st England      2nd Malta      3rd Australia**

## Women Doubles

Pos	Team	G1	G2	G3	G4	G5	G6	Total	Gms	Ave	High Game
1	<b>ENGLAND</b>							<b>2419</b>			
	<a href="#">Fiona Banks</a>	164	214	207	202	171	236	<b>1194</b>	6	199.0	236
	<a href="#">Katie Jowsey</a>	210	161	228	233	180	213	<b>1225</b>	6	204.2	233
		<b>374</b>	<b>375</b>	<b>435</b>	<b>435</b>	<b>351</b>	<b>449</b>	<b>2419</b>	<b>6</b>	201.6	236
2	<b>MALTA</b>							<b>2349</b>			
	<a href="#">Sue Abela</a>	180	199	168	178	253	218	<b>1196</b>	6	199.3	253
	<a href="#">Melissa Anastasi</a>	179	164	190	193	229	198	<b>1153</b>	6	192.2	229
		<b>359</b>	<b>363</b>	<b>358</b>	<b>371</b>	<b>482</b>	<b>416</b>	<b>2349</b>	<b>6</b>	195.8	253
3	<b>AUSTRALIA</b>							<b>2286</b>			
	<a href="#">Ann-Maree Putney</a>	209	177	188	214	192	202	<b>1182</b>	6	197.0	214
	<a href="#">Tracey Madden</a>	189	169	178	170	198	200	<b>1104</b>	6	184.0	200
		<b>398</b>	<b>346</b>	<b>366</b>	<b>384</b>	<b>390</b>	<b>402</b>	<b>2286</b>	<b>6</b>	190.5	214
4	<b>CANADA</b>							<b>2242</b>			
	<a href="#">Caroline Lagrange</a>	169	160	196	194	180	176	<b>1075</b>	6	179.2	196
	<a href="#">Jennifer Willis-Park</a>	244	193	186	140	210	194	<b>1167</b>	6	194.5	244
		<b>413</b>	<b>353</b>	<b>382</b>	<b>334</b>	<b>390</b>	<b>370</b>	<b>2242</b>	<b>6</b>	186.8	244
5	<b>MALAYSIA</b>							<b>2241</b>			
	<a href="#">Wendy Chai</a>	179	214	197	216	202	172	<b>1180</b>	6	196.7	216
	<a href="#">Choy Poh Lai</a>	186	179	168	160	163	205	<b>1061</b>	6	176.8	205
		<b>365</b>	<b>393</b>	<b>365</b>	<b>376</b>	<b>365</b>	<b>377</b>	<b>2241</b>	<b>6</b>	186.8	216
6	<b>NEW ZEALAND</b>							<b>2185</b>			
	<a href="#">Ivena Heald</a>	149	160	208	158	210	197	<b>1082</b>	6	180.3	210
	<a href="#">Julianne Mollet</a>	210	211	209	158	146	169	<b>1103</b>	6	183.8	211
		<b>359</b>	<b>371</b>	<b>417</b>	<b>316</b>	<b>356</b>	<b>366</b>	<b>2185</b>	<b>6</b>	182.1	211
7	<b>BAHAMAS</b>							<b>2088</b>			
	<a href="#">Joanne Woodside-Powell</a>	168	170	192	128	183	162	<b>1003</b>	6	167.2	192
	<a href="#">Marina McClain</a>	215	159	148	197	199	167	<b>1085</b>	6	180.8	215
		<b>383</b>	<b>329</b>	<b>340</b>	<b>325</b>	<b>382</b>	<b>329</b>	<b>2088</b>	<b>6</b>	174.0	215
8	<b>SCOTLAND</b>							<b>2074</b>			
	<a href="#">Laura Rhoney</a>	194	196	203	163	198	180	<b>1134</b>	6	189.0	203
	<a href="#">Jacqui MacColl</a>	161	147	195	158	135	144	<b>940</b>	6	156.7	195
		<b>355</b>	<b>343</b>	<b>398</b>	<b>321</b>	<b>333</b>	<b>324</b>	<b>2074</b>	<b>6</b>	172.8	203
9	<b>CYPRUS</b>							<b>2065</b>			
	<a href="#">Avgi Nicolaou</a>	184	209	171	198	178	159	<b>1099</b>	6	183.2	209
	<a href="#">Nandia Herodotou</a>	170	146	136	169	177	168	<b>966</b>	6	161.0	177
		<b>354</b>	<b>355</b>	<b>307</b>	<b>367</b>	<b>355</b>	<b>327</b>	<b>2065</b>	<b>6</b>	172.1	209
10	<b>WALES</b>							<b>2008</b>			
	<a href="#">Sue Thomas</a>	159	182	178	190	194	132	<b>1035</b>	6	172.5	194
	<a href="#">Anne-Maree Williams</a>	172	172	174	138	150	167	<b>973</b>	6	162.2	174
		<b>331</b>	<b>354</b>	<b>352</b>	<b>328</b>	<b>344</b>	<b>299</b>	<b>2008</b>	<b>6</b>	167.3	194
11	<b>INDIA</b>							<b>2004</b>			
	<a href="#">Nallabantu Sumathi</a>	195	179	182	165	151	128	<b>1000</b>	6	166.7	195

	<a href="#">Sabeena Athica</a>	202	145	160	145	211	141	<b>1004</b>	6	167.3	211
		<b>397</b>	<b>324</b>	<b>342</b>	<b>310</b>	<b>362</b>	<b>269</b>	<b>2004</b>	<b>6</b>	167.0	211
12	<b>NORTHERN IRELAND</b>							<b>1926</b>			
	<a href="#">Karen Payne</a>	204	198	173	165	177	146	<b>1063</b>	6	177.2	204
	<a href="#">Christine Robinson</a>	129	140	165	135	133	161	<b>863</b>	6	143.8	165
		<b>333</b>	<b>338</b>	<b>338</b>	<b>300</b>	<b>310</b>	<b>307</b>	<b>1926</b>	<b>6</b>	160.5	204
13	<b>BRUNEI DARUSSALAM</b>							<b>1884</b>			
	<a href="#">Hjh Siti Aisah Binti Hj Mohd. Jaafar</a>	136	182	187	171	152	185	<b>1013</b>	6	168.8	187
	<a href="#">Hjh Ardiah Hj Serbini</a>	144	142	151	160	116	158	<b>871</b>	6	145.2	160
		<b>280</b>	<b>324</b>	<b>338</b>	<b>331</b>	<b>268</b>	<b>343</b>	<b>1884</b>	<b>6</b>	157.0	187
14	<b>GUERNSEY</b>							<b>1826</b>			
	<a href="#">Linda Robilliard</a>	107	133	142	141	177	138	<b>838</b>	6	139.7	177
	<a href="#">Michelle Ward</a>	164	171	148	178	157	170	<b>988</b>	6	164.7	178
		<b>271</b>	<b>304</b>	<b>290</b>	<b>319</b>	<b>334</b>	<b>308</b>	<b>1826</b>	<b>6</b>	152.2	178
15	<b>GIBRALTAR</b>							<b>1785</b>			
	<a href="#">Helen McGunnigle</a>	145	146	179	136	162	150	<b>918</b>	6	153.0	179
	<a href="#">Julie Jackson</a>	138	146	129	145	162	147	<b>867</b>	6	144.5	162
		<b>283</b>	<b>292</b>	<b>308</b>	<b>281</b>	<b>324</b>	<b>297</b>	<b>1785</b>	<b>6</b>	148.8	179
16	<b>JERSEY</b>							<b>1693</b>			
	<a href="#">Steph Le Lion</a>	130	143	129	158	142	137	<b>839</b>	6	139.8	158
	<a href="#">Glenda Burrows</a>	150	139	139	143	170	113	<b>854</b>	6	142.3	170
		<b>280</b>	<b>282</b>	<b>268</b>	<b>301</b>	<b>312</b>	<b>250</b>	<b>1693</b>	<b>6</b>	141.1	170

Scores compiled and Web Pages design by [Ian Nicholls](#) Melbourne Australia  
 Tenpin Bowling Webmaster and Web Designer [Peter Coburn](#) Nationals Event Co-ordinator Tenpin Bowling Australia

[< Back](#)

# III Commonwealth Tenpin Bowling Championship

Melbourne Australia July 2nd to 9th 2006



[Men's Singles](#)
[Women's Singles](#)
[Men's Doubles](#)
[Women's Doubles](#)
[Mixed Doubles](#)
[Mixed Teams](#)

[Men's All Events](#)
[Women's All Events](#)
[Men's Masters](#)
[Women's Masters](#)
[Masters Step Ladder](#)

[Records](#)
[Previous Championship Results](#)

[Medal Tally](#)

Last updated 04:09 PM Tue 04 Jul 2006 Melbourne Australia (GMT +10.00)

Select bowler's name to view each game frame scores and statistics of bowler



**1st Malaysia**

**2nd Australia**

**Equal 3rd  
New Zealand and England**

## Men Doubles

Pos	Team	G1	G2	G3	G4	G5	G6	Total	Gms	Ave	High Game
1	<b>MALAYSIA</b>							<b>2546</b>			
	Mohd Noer Said	216	235	170	201	237	265	<b>1324</b>	6	220.7	265
	Isaac Russell	180	224	182	169	253	214	<b>1222</b>	6	203.7	253
		<b>396</b>	<b>459</b>	<b>352</b>	<b>370</b>	<b>490</b>	<b>479</b>	<b>2546</b>	<b>6</b>	212.2	265
2	<b>AUSTRALIA</b>							<b>2519</b>			
	George Frilingos	232	208	227	198	244	215	<b>1324</b>	6	220.7	244
	Glen Loader	196	163	223	191	216	206	<b>1195</b>	6	199.2	223
		<b>428</b>	<b>371</b>	<b>450</b>	<b>389</b>	<b>460</b>	<b>421</b>	<b>2519</b>	<b>6</b>	209.9	244
3	<b>NEW ZEALAND</b>							<b>2463</b>			
	Craig Nevatt	170	211	202	236	166	227	<b>1212</b>	6	202.0	236
	Jason Waters	159	223	257	208	237	167	<b>1251</b>	6	208.5	257
		<b>329</b>	<b>434</b>	<b>459</b>	<b>444</b>	<b>403</b>	<b>394</b>	<b>2463</b>	<b>6</b>	205.3	257
3	<b>ENGLAND</b>							<b>2463</b>			
	Dominic Barrett	195	221	216	199	254	214	<b>1299</b>	6	216.5	254
	Jon Zadel	197	237	203	173	153	201	<b>1164</b>	6	194.0	237
		<b>392</b>	<b>458</b>	<b>419</b>	<b>372</b>	<b>407</b>	<b>415</b>	<b>2463</b>	<b>6</b>	205.3	254
5	<b>CANADA</b>							<b>2428</b>			
	George Lambert IV	211	208	201	203	223	209	<b>1255</b>	6	209.2	223
	Jonathan Simoneau	226	200	190	180	172	205	<b>1173</b>	6	195.5	226
		<b>437</b>	<b>408</b>	<b>391</b>	<b>383</b>	<b>395</b>	<b>414</b>	<b>2428</b>	<b>6</b>	202.3	226
6	<b>WALES</b>							<b>2296</b>			
	Stuart Chamberlain	189	221	246	213	196	181	<b>1246</b>	6	207.7	246
	Terry Richards	204	156	176	148	181	185	<b>1050</b>	6	175.0	204
		<b>393</b>	<b>377</b>	<b>422</b>	<b>361</b>	<b>377</b>	<b>366</b>	<b>2296</b>	<b>6</b>	191.3	246
7	<b>CYPRUS</b>							<b>2254</b>			
	Charis Panayiotou	187	196	160	211	155	192	<b>1101</b>	6	183.5	211
	Andreas Karystianos	166	225	161	185	215	201	<b>1153</b>	6	192.2	225
		<b>353</b>	<b>421</b>	<b>321</b>	<b>396</b>	<b>370</b>	<b>393</b>	<b>2254</b>	<b>6</b>	187.8	225
8	<b>JERSEY</b>							<b>2249</b>			
	Dean Saunders	245	189	178	157	192	165	<b>1126</b>	6	187.7	245
	Paul Wright	181	192	154	170	210	216	<b>1123</b>	6	187.2	216
		<b>426</b>	<b>381</b>	<b>332</b>	<b>327</b>	<b>402</b>	<b>381</b>	<b>2249</b>	<b>6</b>	187.4	245
9	<b>NORTHERN IRELAND</b>							<b>2243</b>			
	Ryan Press	172	168	178	182	177	192	<b>1069</b>	6	178.2	192
	Kenny Donnelly	183	185	210	189	174	233	<b>1174</b>	6	195.7	233
		<b>355</b>	<b>353</b>	<b>388</b>	<b>371</b>	<b>351</b>	<b>425</b>	<b>2243</b>	<b>6</b>	186.9	233
10	<b>SCOTLAND</b>							<b>2232</b>			
	Mark McQueen	195	145	160	189	200	176	<b>1065</b>	6	177.5	200
	Gary Anderson	190	213	188	221	174	181	<b>1167</b>	6	194.5	221
		<b>385</b>	<b>358</b>	<b>348</b>	<b>410</b>	<b>374</b>	<b>357</b>	<b>2232</b>	<b>6</b>	186.0	221

11	<b>BAHAMAS</b>								<b>2207</b>			
	Sonith Lockhart	146	191	163	194	206	197	<b>1097</b>	6	182.8	206	
	Clarence Wallace	193	204	199	168	168	178	<b>1110</b>	6	185.0	204	
		<b>339</b>	<b>395</b>	<b>362</b>	<b>362</b>	<b>374</b>	<b>375</b>	<b>2207</b>	<b>6</b>	183.9	206	
12	<b>INDIA</b>								<b>2195</b>			
	R. Shashi Kumar	176	170	156	176	174	163	<b>1015</b>	6	169.2	176	
	Shaik Abdul Hameed	213	200	214	175	205	173	<b>1180</b>	6	196.7	214	
		<b>389</b>	<b>370</b>	<b>370</b>	<b>351</b>	<b>379</b>	<b>336</b>	<b>2195</b>	<b>6</b>	182.9	214	
13	<b>GUERNSEY</b>								<b>2152</b>			
	Derek Tomlin	173	207	160	155	198	177	<b>1070</b>	6	178.3	207	
	Mick Prigent	190	159	168	174	212	179	<b>1082</b>	6	180.3	212	
		<b>363</b>	<b>366</b>	<b>328</b>	<b>329</b>	<b>410</b>	<b>356</b>	<b>2152</b>	<b>6</b>	179.3	212	
14	<b>BRUNEI DARUSSALAM</b>								<b>2141</b>			
	Shahwall Mustafa	229	207	191	179	201	215	<b>1222</b>	6	203.7	229	
	Mohd Abdul Raafe Bin hj Ibrahim	121	131	135	180	186	166	<b>919</b>	6	153.2	186	
		<b>350</b>	<b>338</b>	<b>326</b>	<b>359</b>	<b>387</b>	<b>381</b>	<b>2141</b>	<b>6</b>	178.4	229	
15	<b>MALTA</b>								<b>2123</b>			
	Ray Falzon Reale	170	183	165	200	205	173	<b>1096</b>	6	182.7	205	
	Brian Farrugia	192	166	155	170	159	185	<b>1027</b>	6	171.2	192	
		<b>362</b>	<b>349</b>	<b>320</b>	<b>370</b>	<b>364</b>	<b>358</b>	<b>2123</b>	<b>6</b>	176.9	205	
16	<b>GIBRALTAR</b>								<b>1951</b>			
	Charlie De La Rosa	137	168	172	168	192	189	<b>1026</b>	6	171.0	192	
	Ian Armsby	150	165	172	135	162	141	<b>925</b>	6	154.2	172	
		<b>287</b>	<b>333</b>	<b>344</b>	<b>303</b>	<b>354</b>	<b>330</b>	<b>1951</b>	<b>6</b>	162.6	192	

Scores compiled and Web Pages design by Ian Nicholls Melbourne Australia  
 Tenpin Bowling Webmaster and Web Designer Peter Coburn Nationals Event Co-ordinator Tenpin Bowling Australia

[< Back](#)

# III Commonwealth Tenpin Bowling Championship

Melbourne Australia July 2nd to 9th 2006



[Men's Singles](#)
[Women's Singles](#)
[Men's Doubles](#)
[Women's Doubles](#)
[Mixed Doubles](#)
[Mixed Teams](#)

[Men's All Events](#)
[Women's All Events](#)
[Men's Masters](#)
[Women's Masters](#)
[Masters Step Ladder](#)

[Records](#)
[Previous Championship Results](#)

[Medal Tally](#)

















Last updated 05:00 PM Wed 05 Jul 2006 Melbourne Australia (GMT +10.00)

Select bowler's name to view each game frame scores and statistics of bowler








<b>1st England</b>	<b>2nd Australia</b>	<b>3rd Australia</b>

## Mixed Doubles

Pos	Team	G1	G2	G3	G4	G5	G6	Total	Gms	Ave	High Game
1	<b>ENGLAND 2</b>							<b>2675</b>			
	<a href="#">Dominic Barrett</a>	268	226	243	267	231	237	<b>1472</b>	6	245.3	268
	<a href="#">Fiona Banks</a>	200	212	176	174	225	216	<b>1203</b>	6	200.5	225
		<b>468</b>	<b>438</b>	<b>419</b>	<b>441</b>	<b>456</b>	<b>453</b>	<b>2675</b>	<b>6</b>	222.9	268
2	<b>AUSTRALIA 1</b>							<b>2618</b>			
	<a href="#">George Frilingos</a>	233	210	248	213	191	214	<b>1309</b>	6	218.2	248
	<a href="#">Ann-Maree Putney</a>	203	237	208	210	186	265	<b>1309</b>	6	218.2	265
		<b>436</b>	<b>447</b>	<b>456</b>	<b>423</b>	<b>377</b>	<b>479</b>	<b>2618</b>	<b>6</b>	218.2	265
3	<b>AUSTRALIA 2</b>							<b>2611</b>			
	<a href="#">Glen Loader</a>	214	245	257	237	256	236	<b>1445</b>	6	240.8	257
	<a href="#">Tracey Madden</a>	189	171	203	193	227	183	<b>1166</b>	6	194.3	227
		<b>403</b>	<b>416</b>	<b>460</b>	<b>430</b>	<b>483</b>	<b>419</b>	<b>2611</b>	<b>6</b>	217.6	257
4	<b>CANADA 1</b>							<b>2599</b>			
	<a href="#">Jonathan Simoneau</a>	269	193	215	190	258	206	<b>1331</b>	6	221.8	269
	<a href="#">Jennifer Willis-Park</a>	214	210	245	177	187	235	<b>1268</b>	6	211.3	245
		<b>483</b>	<b>403</b>	<b>460</b>	<b>367</b>	<b>445</b>	<b>441</b>	<b>2599</b>	<b>6</b>	216.6	269
5	<b>MALAYSIA 1</b>							<b>2540</b>			
	<a href="#">Isaac Russell</a>	236	209	192	217	188	213	<b>1255</b>	6	209.2	236
	<a href="#">Wendy Chai</a>	213	223	171	198	235	245	<b>1285</b>	6	214.2	245
		<b>449</b>	<b>432</b>	<b>363</b>	<b>415</b>	<b>423</b>	<b>458</b>	<b>2540</b>	<b>6</b>	211.7	245
6	<b>MALAYSIA 2</b>							<b>2523</b>			
	<a href="#">Mohd Noer Said</a>	200	226	248	205	209	182	<b>1270</b>	6	211.7	248
	<a href="#">Choy Poh Lai</a>	190	202	239	201	187	234	<b>1253</b>	6	208.8	239
		<b>390</b>	<b>428</b>	<b>487</b>	<b>406</b>	<b>396</b>	<b>416</b>	<b>2523</b>	<b>6</b>	210.3	248
7	<b>ENGLAND 1</b>							<b>2469</b>			
	<a href="#">Jon Zadel</a>	182	218	201	235	247	202	<b>1285</b>	6	214.2	247
	<a href="#">Katie Jowsey</a>	211	195	222	162	202	192	<b>1184</b>	6	197.3	222
		<b>393</b>	<b>413</b>	<b>423</b>	<b>397</b>	<b>449</b>	<b>394</b>	<b>2469</b>	<b>6</b>	205.8	247
8	<b>CANADA 2</b>							<b>2450</b>			
	<a href="#">George Lambert IV</a>	217	233	248	233	139	178	<b>1248</b>	6	208.0	248
	<a href="#">Caroline Lagrange</a>	185	170	191	236	228	192	<b>1202</b>	6	200.3	236
		<b>402</b>	<b>403</b>	<b>439</b>	<b>469</b>	<b>367</b>	<b>370</b>	<b>2450</b>	<b>6</b>	204.2	248
9	<b>NEW ZEALAND 2</b>							<b>2403</b>			

	<a href="#">Craig Nevatt</a>	224	211	182	203	239	214	<b>1273</b>	6	212.2	239
	<a href="#">Ivena Heald</a>	165	163	192	188	195	227	<b>1130</b>	6	188.3	227
		<b>389</b>	<b>374</b>	<b>374</b>	<b>391</b>	<b>434</b>	<b>441</b>	<b>2403</b>	<b>6</b>	200.3	239
10	<b>SCOTLAND 2</b>							<b>2400</b>			
	<a href="#">Mark McQueen</a>	211	169	181	235	203	233	<b>1232</b>	6	205.3	235
	<a href="#">Laura Rhoney</a>	177	225	192	209	154	211	<b>1168</b>	6	194.7	225
		<b>388</b>	<b>394</b>	<b>373</b>	<b>444</b>	<b>357</b>	<b>444</b>	<b>2400</b>	<b>6</b>	200.0	235
11	<b>NEW ZEALAND 1</b>							<b>2363</b>			
	<a href="#">Jason Waters</a>	233	195	193	184	190	227	<b>1222</b>	6	203.7	233
	<a href="#">Julieanne Mollet</a>	199	151	180	187	225	199	<b>1141</b>	6	190.2	225
		<b>432</b>	<b>346</b>	<b>373</b>	<b>371</b>	<b>415</b>	<b>426</b>	<b>2363</b>	<b>6</b>	196.9	233
12	<b>MALTA 1</b>							<b>2314</b>			
	<a href="#">Brian Farrugia</a>	177	198	206	234	186	155	<b>1156</b>	6	192.7	234
	<a href="#">Sue Abela</a>	214	167	214	167	214	182	<b>1158</b>	6	193.0	214
		<b>391</b>	<b>365</b>	<b>420</b>	<b>401</b>	<b>400</b>	<b>337</b>	<b>2314</b>	<b>6</b>	192.8	234
13	<b>MALTA 2</b>							<b>2307</b>			
	<a href="#">Ray Falzon Reale</a>	182	189	194	220	175	224	<b>1184</b>	6	197.3	224
	<a href="#">Melissa Anastasi</a>	196	225	206	157	159	180	<b>1123</b>	6	187.2	225
		<b>378</b>	<b>414</b>	<b>400</b>	<b>377</b>	<b>334</b>	<b>404</b>	<b>2307</b>	<b>6</b>	192.3	225
13	<b>WALES 2</b>							<b>2307</b>			
	<a href="#">Stuart Chamberlain</a>	191	245	199	180	199	179	<b>1193</b>	6	198.8	245
	<a href="#">Sue Thomas</a>	204	184	188	190	134	214	<b>1114</b>	6	185.7	214
		<b>395</b>	<b>429</b>	<b>387</b>	<b>370</b>	<b>333</b>	<b>393</b>	<b>2307</b>	<b>6</b>	192.3	245
15	<b>BAHAMAS 1</b>							<b>2305</b>			
	<a href="#">Clarence Wallace</a>	174	189	178	204	222	177	<b>1144</b>	6	190.7	222
	<a href="#">Marina McClain</a>	205	168	168	199	222	199	<b>1161</b>	6	193.5	222
		<b>379</b>	<b>357</b>	<b>346</b>	<b>403</b>	<b>444</b>	<b>376</b>	<b>2305</b>	<b>6</b>	192.1	222
16	<b>SCOTLAND 1</b>							<b>2268</b>			
	<a href="#">Gary Anderson</a>	225	205	188	199	202	169	<b>1188</b>	6	198.0	225
	<a href="#">Jacqui MacColl</a>	201	198	166	129	195	191	<b>1080</b>	6	180.0	201
		<b>426</b>	<b>403</b>	<b>354</b>	<b>328</b>	<b>397</b>	<b>360</b>	<b>2268</b>	<b>6</b>	189.0	225
17	<b>NORTHERN IRELAND 1</b>							<b>2257</b>			
	<a href="#">Ryan Press</a>	258	175	171	203	203	225	<b>1235</b>	6	205.8	258
	<a href="#">Christine Robinson</a>	188	150	184	151	158	191	<b>1022</b>	6	170.3	191
		<b>446</b>	<b>325</b>	<b>355</b>	<b>354</b>	<b>361</b>	<b>416</b>	<b>2257</b>	<b>6</b>	188.1	258
18	<b>BAHAMAS 2</b>							<b>2245</b>			
	<a href="#">Sonith Lockhart</a>	206	200	208	185	193	190	<b>1182</b>	6	197.0	208
	<a href="#">Joanne Woodside-Powell</a>	213	147	190	183	189	141	<b>1063</b>	6	177.2	213
		<b>419</b>	<b>347</b>	<b>398</b>	<b>368</b>	<b>382</b>	<b>331</b>	<b>2245</b>	<b>6</b>	187.1	213
19	<b>CYPRUS 1</b>							<b>2223</b>			
	<a href="#">Andreas Karystianos</a>	163	226	245	185	169	176	<b>1164</b>	6	194.0	245
	<a href="#">Avgi Nicolaou</a>	206	191	161	175	192	134	<b>1059</b>	6	176.5	206
		<b>369</b>	<b>417</b>	<b>406</b>	<b>360</b>	<b>361</b>	<b>310</b>	<b>2223</b>	<b>6</b>	185.3	245
20	<b>JERSEY 1</b>							<b>2204</b>			
	<a href="#">Dean Saunders</a>	183	179	185	191	181	214	<b>1133</b>	6	188.8	214
	<a href="#">Steph Le Lion</a>	202	158	198	147	192	174	<b>1071</b>	6	178.5	202
		<b>385</b>	<b>337</b>	<b>383</b>	<b>338</b>	<b>373</b>	<b>388</b>	<b>2204</b>	<b>6</b>	183.7	214
21	<b>GUERNSEY 2</b>							<b>2160</b>			
	<a href="#">Derek Tomlin</a>	179	205	192	172	185	178	<b>1111</b>	6	185.2	205
	<a href="#">Michelle Ward</a>	246	179	156	170	141	157	<b>1049</b>	6	174.8	246
		<b>425</b>	<b>384</b>	<b>348</b>	<b>342</b>	<b>326</b>	<b>335</b>	<b>2160</b>	<b>6</b>	180.0	246
22	<b>GUERNSEY 1</b>							<b>2127</b>			
	<a href="#">Mick Prigent</a>	182	223	203	167	160	157	<b>1092</b>	6	182.0	223
	<a href="#">Linda Robilliard</a>	146	155	186	202	182	164	<b>1035</b>	6	172.5	202
		<b>328</b>	<b>378</b>	<b>389</b>	<b>369</b>	<b>342</b>	<b>321</b>	<b>2127</b>	<b>6</b>	177.3	223
23	<b>CYPRUS 2</b>							<b>2116</b>			
	<a href="#">Charis Panayiotou</a>	176	195	165	200	198	212	<b>1146</b>	6	191.0	212
	<a href="#">Nandia Herodotou</a>	175	165	158	172	180	120	<b>970</b>	6	161.7	180
		<b>351</b>	<b>360</b>	<b>323</b>	<b>372</b>	<b>378</b>	<b>332</b>	<b>2116</b>	<b>6</b>	176.3	212
24	<b>BRUNEI DARUSSALAM 2</b>							<b>2114</b>			
	<a href="#">Shahwall Mustafa</a>	192	166	186	172	167	196	<b>1079</b>	6	179.8	196
	<a href="#">Hjh Siti Aisah Binti Hj Mohd. Jaafar</a>	170	189	155	176	198	147	<b>1035</b>	6	172.5	198
		<b>362</b>	<b>355</b>	<b>341</b>	<b>348</b>	<b>365</b>	<b>343</b>	<b>2114</b>	<b>6</b>	176.2	198
25	<b>NORTHERN IRELAND 2</b>							<b>2095</b>			
	<a href="#">Kenny Donnelly</a>	196	180	204	189	189	160	<b>1118</b>	6	186.3	204
	<a href="#">Karen Payne</a>	149	191	145	186	191	115	<b>977</b>	6	162.8	191



		<b>345</b>	<b>371</b>	<b>349</b>	<b>375</b>	<b>380</b>	<b>275</b>	<b>2095</b>	<b>6</b>	174.6	204
26	<b>INDIA 2</b>							<b>2089</b>			
	Shaik Abdul Hameed	213	180	166	188	146	192	<b>1085</b>	6	180.8	213
	Sabeena Athica	146	145	187	174	160	192	<b>1004</b>	6	167.3	192
		<b>359</b>	<b>325</b>	<b>353</b>	<b>362</b>	<b>306</b>	<b>384</b>	<b>2089</b>	<b>6</b>	174.1	213
27	<b>WALES 1</b>							<b>2081</b>			
	Terry Richards	189	164	180	149	172	220	<b>1074</b>	6	179.0	220
	Anne-Maree Williams	181	157	158	190	131	190	<b>1007</b>	6	167.8	190
		<b>370</b>	<b>321</b>	<b>338</b>	<b>339</b>	<b>303</b>	<b>410</b>	<b>2081</b>	<b>6</b>	173.4	220
28	<b>BRUNEI DARUSSALAM 1</b>							<b>2065</b>			
	Mohd Abdul Raafe Bin hj Ibrahim	180	152	201	176	192	159	<b>1060</b>	6	176.7	201
	Hjh Ardiah Hj Serbini	150	186	139	191	180	159	<b>1005</b>	6	167.5	191
		<b>330</b>	<b>338</b>	<b>340</b>	<b>367</b>	<b>372</b>	<b>318</b>	<b>2065</b>	<b>6</b>	172.1	201
29	<b>GIBRALTAR 1</b>							<b>2053</b>			
	Charlie De La Rosa	162	183	179	183	139	222	<b>1068</b>	6	178.0	222
	Helen McGunnigle	169	165	157	166	157	171	<b>985</b>	6	164.2	171
		<b>331</b>	<b>348</b>	<b>336</b>	<b>349</b>	<b>296</b>	<b>393</b>	<b>2053</b>	<b>6</b>	171.1	222
30	<b>JERSEY 2</b>							<b>2033</b>			
	Paul Wright	162	224	225	196	156	169	<b>1132</b>	6	188.7	225
	Glenda Burrows	177	112	148	144	146	174	<b>901</b>	6	150.2	177
		<b>339</b>	<b>336</b>	<b>373</b>	<b>340</b>	<b>302</b>	<b>343</b>	<b>2033</b>	<b>6</b>	169.4	225
31	<b>INDIA 1</b>							<b>2007</b>			
	R. Shashi Kumar	166	142	172	189	202	163	<b>1034</b>	6	172.3	202
	Nallabantu Sumathi	123	178	155	177	190	150	<b>973</b>	6	162.2	190
		<b>289</b>	<b>320</b>	<b>327</b>	<b>366</b>	<b>392</b>	<b>313</b>	<b>2007</b>	<b>6</b>	167.3	202
32	<b>GIBRALTAR 2</b>							<b>1964</b>			
	Ian Armsby	129	186	182	172	136	209	<b>1014</b>	6	169.0	209
	Julie Jackson	134	148	198	168	140	162	<b>950</b>	6	158.3	198
		<b>263</b>	<b>334</b>	<b>380</b>	<b>340</b>	<b>276</b>	<b>371</b>	<b>1964</b>	<b>6</b>	163.7	209

Scores compiled and Web Pages design by [Ian Nicholls](#) Melbourne Australia  
 Tenpin Bowling Webmaster and Web Designer Peter Coburn Nationals Event Co-ordinator Tenpin Bowling Australia

[< Back](#)

# III Commonwealth Tenpin Bowling Championship

Melbourne Australia July 2nd to 9th 2006



[Men's Singles](#)
[Women's Singles](#)
[Men's Doubles](#)
[Women's Doubles](#)
[Mixed Doubles](#)
[Mixed Teams](#)

[Men's All Events](#)
[Women's All Events](#)
[Men's Masters](#)
[Women's Masters](#)
[Masters Step Ladder](#)

[Records](#)
[Previous Championship Results](#)

[Medal Tally](#)

Last updated 04:03 PM Thu 06 Jul 2006 Melbourne Australia (GMT +10.00)  
Select bowler's name to view each game frame scores and statistics of bowler



1st Canada

2nd Australia

3rd England

## Mixed\_Teams

Pos	Team	G1	G2	G3	G4	G5	G6	Total	Gms	Ave	High Game
1	<b>CANADA</b>							<b>4969</b>			
	<a href="#">Caroline Lagrange</a>	265	173	233	185	190	213	<b>1259</b>	6	209.8	265
	<a href="#">George Lambert IV</a>	177	278	169	193	228	258	<b>1303</b>	6	217.2	278
	<a href="#">Jonathan Simoneau</a>	170	193	213	175	242	205	<b>1198</b>	6	199.7	242
	<a href="#">Jennifer Willis-Park</a>	181	175	268	179	204	202	<b>1209</b>	6	201.5	268
		<b>793</b>	<b>819</b>	<b>883</b>	<b>732</b>	<b>864</b>	<b>878</b>	<b>4969</b>	<b>6</b>	207.0	278
2	<b>AUSTRALIA</b>							<b>4852</b>			
	<a href="#">George Frilingos</a>	203	184	268	191	193	226	<b>1265</b>	6	210.8	268
	<a href="#">Glen Loader</a>	217	162	182	204	258	213	<b>1236</b>	6	206.0	258
	<a href="#">Tracey Madden</a>	218	170	192	186	206	182	<b>1154</b>	6	192.3	218
	<a href="#">Ann-Maree Putney</a>	180	187	205	222	218	185	<b>1197</b>	6	199.5	222
		<b>818</b>	<b>703</b>	<b>847</b>	<b>803</b>	<b>875</b>	<b>806</b>	<b>4852</b>	<b>6</b>	202.2	268
3	<b>ENGLAND</b>							<b>4796</b>			
	<a href="#">Fiona Banks</a>	276	233	226	189	177	211	<b>1312</b>	6	218.7	276
	<a href="#">Dominic Barrett</a>	207	201	220	160	217	208	<b>1213</b>	6	202.2	220
	<a href="#">Katie Jowsey</a>	160	156	222	200	168	189	<b>1095</b>	6	182.5	222
	<a href="#">Jon Zadel</a>	189	203	190	195	220	179	<b>1176</b>	6	196.0	220
		<b>832</b>	<b>793</b>	<b>858</b>	<b>744</b>	<b>782</b>	<b>787</b>	<b>4796</b>	<b>6</b>	199.8	276
4	<b>MALTA</b>							<b>4757</b>			
	<a href="#">Sue Abela</a>	167	211	212	148	224	206	<b>1168</b>	6	194.7	224
	<a href="#">Melissa Anastasi</a>	182	180	157	204	215	183	<b>1121</b>	6	186.8	215
	<a href="#">Ray Falzon Reale</a>	257	172	217	232	224	180	<b>1282</b>	6	213.7	257
	<a href="#">Brian Farrugia</a>	215	225	193	216	198	139	<b>1186</b>	6	197.7	225
		<b>821</b>	<b>788</b>	<b>779</b>	<b>800</b>	<b>861</b>	<b>708</b>	<b>4757</b>	<b>6</b>	198.2	257
5	<b>NEW ZEALAND</b>							<b>4621</b>			
	<a href="#">Ivena Heald</a>	153	171	172	194	227	205	<b>1122</b>	6	187.0	227
	<a href="#">Julieanne Mollet</a>	177	148	203	202	198	209	<b>1137</b>	6	189.5	209
	<a href="#">Craig Nevatt</a>	175	161	187	201	192	223	<b>1139</b>	6	189.8	223
	<a href="#">Jason Waters</a>	196	203	183	224	248	169	<b>1223</b>	6	203.8	248
		<b>701</b>	<b>683</b>	<b>745</b>	<b>821</b>	<b>865</b>	<b>806</b>	<b>4621</b>	<b>6</b>	192.5	248
6	<b>BAHAMAS</b>							<b>4423</b>			
	<a href="#">Sonith Lockhart</a>	203	176	238	232	163	199	<b>1211</b>	6	201.8	238
	<a href="#">Marina McClain</a>	141	182	222	178	153	191	<b>1067</b>	6	177.8	222
	<a href="#">Clarence Wallace</a>	194	228	161	207	171	192	<b>1153</b>	6	192.2	228
	<a href="#">Joanne Woodside-Powell</a>	191	153	167	182	146	153	<b>992</b>	6	165.3	191
		<b>729</b>	<b>739</b>	<b>788</b>	<b>799</b>	<b>633</b>	<b>735</b>	<b>4423</b>	<b>6</b>	184.3	238



# III Commonwealth Tenpin Bowling Championship

Melbourne Australia July 2nd to 9th 2006



[Men's Singles](#)
[Women's Singles](#)
[Men's Doubles](#)
[Women's Doubles](#)
[Mixed Doubles](#)
[Mixed Teams](#)

[Men's All Events](#)
[Women's All Events](#)
[Men's Masters](#)
[Women's Masters](#)
[Masters Step Ladder](#)

[Records](#)
[Previous Championship Results](#)

[Medal Tally](#)

Last updated 04:04 PM Thu 06 Jul 2006 Melbourne Australia (GMT +10.00)  
Select bowler's name to view each game frame scores and statistics of bowler

## Womens All Events

Pos	Name	Ctry	Gms	Teams	Singles	Doubles	Mixed Doubles	Total	High Gm	Ave
1	<a href="#">Ann-Maree Putney</a>	Australia	24	1197	1323	1182	1309	<b>5011</b>	265	208.8
2	<a href="#">Fiona Banks</a>	England	24	1312	1205	1194	1203	<b>4914</b>	276	204.8
3	<a href="#">Jennifer Willis-Park</a>	Canada	24	1209	1231	1167	1268	<b>4875</b>	268	203.1
4	<a href="#">Caroline Lagrange</a>	Canada	24	1259	1289	1075	1202	<b>4825</b>	265	201.0
5	<a href="#">Choy Poh Lai</a>	Malaysia	24	1117	1280	1061	1253	<b>4711</b>	243	196.3
6	<a href="#">Katie Jowsey</a>	England	24	1095	1206	1225	1184	<b>4710</b>	233	196.3
7	<a href="#">Sue Abela</a>	Malta	24	1168	1175	1196	1158	<b>4697</b>	253	195.7
8	<a href="#">Wendy Chai</a>	Malaysia	24	981	1190	1180	1285	<b>4636</b>	245	193.2
9	<a href="#">Tracey Madden</a>	Australia	24	1154	1162	1104	1166	<b>4586</b>	227	191.1
10	<a href="#">Laura Rhoney</a>	Scotland	24	1105	1150	1134	1168	<b>4557</b>	232	189.9
11	<a href="#">Ivena Heald</a>	New Zealand	24	1122	1215	1082	1130	<b>4549</b>	239	189.5
12	<a href="#">Melissa Anastasi</a>	Malta	24	1121	1144	1153	1123	<b>4541</b>	229	189.2

### Top 12 Bowlers Qualify for Masters Round Robin Final

13	<a href="#">Julieanne Mollet</a>	New Zealand	24	1137	1126	1103	1141	<b>4507</b>	237	187.8
14	<a href="#">Marina McClain</a>	Bahamas	24	1067	1051	1085	1161	<b>4364</b>	222	181.8
15	<a href="#">Sue Thomas</a>	Wales	24	1048	1089	1035	1114	<b>4286</b>	214	178.6
16	<a href="#">Avgi Nicolaou</a>	Cyprus	24	1025	1011	1099	1059	<b>4194</b>	209	174.8
17	<a href="#">Sabeena Athica</a>	India	24	1084	1077	1004	1004	<b>4169</b>	243	173.7
18	<a href="#">Karen Payne</a>	Northern Ireland	24	1039	1042	1063	977	<b>4121</b>	209	171.7
19	<a href="#">Michelle Ward</a>	Guernsey	24	996	1041	988	1049	<b>4074</b>	246	169.8
20	<a href="#">Joanne Woodside-Powell</a>	Bahamas	24	992	1007	1003	1063	<b>4065</b>	213	169.4
21	<a href="#">Jacqui MacColl</a>	Scotland	24	994	1046	940	1080	<b>4060</b>	214	169.2
22	<a href="#">Anne-Maree Williams</a>	Wales	24	984	1056	973	1007	<b>4020</b>	209	167.5
23	<a href="#">Christine Robinson</a>	Northern Ireland	24	978	1110	863	1022	<b>3973</b>	210	165.5
24	<a href="#">Nandia Herodotou</a>	Cyprus	24	1028	1007	966	970	<b>3971</b>	205	165.5
25	<a href="#">Steph Le Lion</a>	Jersey	24	991	1061	839	1071	<b>3962</b>	206	165.1
26	<a href="#">Nallabantu Sumathi</a>	India	24	918	1029	1000	973	<b>3920</b>	203	163.3
27	<a href="#">Hjh Siti Aisah Binti Hj Mohd. Jaafar</a>	Brunei Darussalam	24	971	884	1013	1035	<b>3903</b>	204	162.6
28	<a href="#">Linda Robilliard</a>	Guernsey	24	1038	979	838	1035	<b>3890</b>	220	162.1
29	<a href="#">Helen McGunnigle</a>	Gibraltar	24	872	971	918	985	<b>3746</b>	199	156.1
30	<a href="#">Hjh Ardiah Hj Serbini</a>	Brunei Darussalam	24	873	928	871	1005	<b>3677</b>	191	153.2
31	<a href="#">Julie Jackson</a>	Gibraltar	24	953	903	867	950	<b>3673</b>	198	153.0
32	<a href="#">Glenda Burrows</a>	Jersey	24	807	868	854	901	<b>3430</b>	177	142.9

Scores compiled and Web Pages design by [Ian Nicholls](#) Melbourne Australia  
Tenpin Bowling Webmaster and Web Designer Peter Coburn Nationals Event Co-ordinator Tenpin Bowling Australia

[< Back](#)

# III Commonwealth Tenpin Bowling Championship

Melbourne Australia July 2nd to 9th 2006



[Men's Singles](#)
[Women's Singles](#)
[Men's Doubles](#)
[Women's Doubles](#)
[Mixed Doubles](#)
[Mixed Teams](#)

[Men's All Events](#)
[Women's All Events](#)
[Men's Masters](#)
[Women's Masters](#)
[Masters Step Ladder](#)

[Records](#)
[Previous Championship Results](#)

[Medal Tally](#)

Last updated 04:04 PM Thu 06 Jul 2006 Melbourne Australia (GMT +10.00)  
Select bowler's name to view each game frame scores and statistics of bowler

## Mens All Events

Pos	Name	Ctry	Gms	Teams	Singles	Doubles	Mixed Doubles	Total	High Gm	Ave
1	<a href="#">Dominic Barrett</a>	England	24	1213	1186	1299	1472	<b>5170</b>	268	215.4
2	<a href="#">George Frilingos</a>	Australia	24	1265	1247	1324	1309	<b>5145</b>	268	214.4
3	<a href="#">George Lambert IV</a>	Canada	24	1303	1246	1255	1248	<b>5052</b>	278	210.5
4	<a href="#">Glen Loader</a>	Australia	24	1236	1167	1195	1445	<b>5043</b>	258	210.1
5	<a href="#">Mohd Noer Said</a>	Malaysia	24	1139	1218	1324	1270	<b>4951</b>	265	206.3
6	<a href="#">Jon Zadel</a>	England	24	1176	1314	1164	1285	<b>4939</b>	247	205.8
7	<a href="#">Jason Waters</a>	New Zealand	24	1223	1226	1251	1222	<b>4922</b>	257	205.1
8	<a href="#">Stuart Chamberlain</a>	Wales	24	1249	1189	1246	1193	<b>4877</b>	253	203.2
9	<a href="#">Jonathan Simoneau</a>	Canada	24	1198	1170	1173	1331	<b>4872</b>	269	203.0
10	<a href="#">Sonith Lockhart</a>	Bahamas	24	1211	1253	1097	1182	<b>4743</b>	238	197.6
11	<a href="#">Isaac Russell</a>	Malaysia	24	1113	1140	1222	1255	<b>4730</b>	253	197.1
12	<a href="#">Ray Falzon Reale</a>	Malta	24	1282	1140	1096	1184	<b>4702</b>	257	195.9

### Top 12 Bowlers Qualify for Masters Round Robin Final

13	<a href="#">Craig Nevatt</a>	New Zealand	24	1139	1077	1212	1273	<b>4701</b>	239	195.9
14	<a href="#">Andreas Karystianos</a>	Cyprus	24	1138	1216	1153	1164	<b>4671</b>	245	194.6
15	<a href="#">Mark McQueen</a>	Scotland	24	1225	1076	1065	1232	<b>4598</b>	235	191.6
16	<a href="#">Clarence Wallace</a>	Bahamas	24	1153	1119	1110	1144	<b>4526</b>	228	188.6
17	<a href="#">Gary Anderson</a>	Scotland	24	1088	1077	1167	1188	<b>4520</b>	225	188.3
18	<a href="#">Ryan Press</a>	Northern Ireland	24	1107	1095	1069	1235	<b>4506</b>	258	187.8
19	<a href="#">Charis Panayiotou</a>	Cyprus	24	1209	1047	1101	1146	<b>4503</b>	216	187.6
20	<a href="#">Shahwall Mustafa</a>	Brunei Darussalam	24	1179	997	1222	1079	<b>4477</b>	233	186.5
21	<a href="#">Brian Farrugia</a>	Malta	24	1186	1103	1027	1156	<b>4472</b>	234	186.3
22	<a href="#">Dean Saunders</a>	Jersey	24	1034	1177	1126	1133	<b>4470</b>	245	186.3
23	<a href="#">Shaik Abdul Hameed</a>	India	24	1097	1097	1180	1085	<b>4459</b>	214	185.8
24	<a href="#">Kenny Donnelly</a>	Northern Ireland	24	1053	1081	1174	1118	<b>4426</b>	233	184.4
25	<a href="#">Paul Wright</a>	Jersey	24	1069	1055	1123	1132	<b>4379</b>	225	182.5
26	<a href="#">Derek Tomlin</a>	Guernsey	24	1056	1139	1070	1111	<b>4376</b>	214	182.3
27	<a href="#">Terry Richards</a>	Wales	24	1112	1065	1050	1074	<b>4301</b>	220	179.2
28	<a href="#">Mick Prigent</a>	Guernsey	24	1062	931	1082	1092	<b>4167</b>	223	173.6
29	<a href="#">R. Shashi Kumar</a>	India	24	1003	1113	1015	1034	<b>4165</b>	214	173.5
30	<a href="#">Charlie De La Rosa</a>	Gibraltar	24	943	1009	1026	1068	<b>4046</b>	222	168.6
31	<a href="#">Mohd Abdul Raafe Bin hj Ibrahim</a>	Brunei Darussalam	24	986	1077	919	1060	<b>4042</b>	201	168.4
32	<a href="#">Ian Armsby</a>	Gibraltar	24	857	930	925	1014	<b>3726</b>	209	155.3

Scores compiled and Web Pages design by [Ian Nicholls](#) Melbourne Australia  
Tenpin Bowling Webmaster and Web Designer Peter Coburn Nationals Event Co-ordinator Tenpin Bowling Australia

[< Back](#)

# III Commonwealth Tenpin Bowling Championship

Melbourne Australia July 2nd to 9th 2006



<a href="#">Men's Singles</a>	<a href="#">Women's Singles</a>	<a href="#">Men's Doubles</a>	<a href="#">Women's Doubles</a>	<a href="#">Mixed Doubles</a>	<a href="#">Mixed Teams</a>
<a href="#">Men's All Events</a>	<a href="#">Women's All Events</a>	<a href="#">Men's Masters</a>	<a href="#">Women's Masters</a>	<a href="#">Masters Step Ladder</a>	
<a href="#">Records</a>		<a href="#">Previous Championship Results</a>			
<a href="#">Medal Tally</a>					

Last updated 10:22 AM Sat 08 Jul 2006 Melbourne Australia (GMT +10.00)  
 Select bowler's name to view each game frame scores and statistics of bowler

Women's Masters													
Pos	+/-	Bowler	Ctry	Total	MPlay Pins	Bonus	Qual Pins	MPlay Gms	MPlay Avg	Avg Against	Overall Avg	Qual Avg	Qual Pos
1	+230	Fiona Banks	EG	2630	2550	80	4914	12	212.50	197.25	207.33	204.75	2
2	+153	Jennifer Willis-Park	CA	2553	2483	70	4875	12	206.92	198.33	204.39	203.13	3
3	+142	Ann-Maree Putney	AU	2542	2462	80	5011	12	205.17	191.42	207.58	208.79	1
Top 3 Bowlers go through to Step Ladder Final													
4	+43	Wendy Chai	MS	2443	2373	70	4636	12	197.75	191.42	194.69	193.17	7
5	+43	Laura Rhoney	SC	2443	2353	90	4557	12	196.08	188.17	191.94	189.88	6
6	+7	Caroline Lagrange	CA	2407	2347	60	4825	12	195.58	200.67	199.22	201.04	11
7	-3	Choy Poh Lai	MS	2397	2357	40	4711	12	196.42	207.83	196.33	196.29	4
8	-26	Katie Jowsey	EG	2374	2324	50	4710	12	193.67	188.33	195.39	196.25	8
9	-47	Tracey Madden	AU	2353	2313	40	4586	12	192.75	198.00	191.64	191.08	9
10	-49	Ivena Heald	NZ	2351	2311	40	4549	12	192.58	203.50	190.56	189.54	10
11	-68	Melissa Anastasi	MA	2332	2272	60	4541	12	189.33	194.33	189.25	189.21	12
12	-105	Sue Abela	MA	2295	2255	40	4697	12	187.92	207.42	193.11	195.71	5

Pos	+/-	Bowler	Ctry	Total	W	D	L	Bonus	g1	g2	g3	g4	g5	g6	g7	g8	g9	g10	g11	g12
1	+230	Fiona Banks	EG	2630	8	0	4	80	213	225	246	207	258	204	213	225	184	216	157	202
2	+153	Jennifer Willis-Park	CA	2553	7	0	5	70	227	212	226	219	181	195	243	176	156	224	234	190
3	+142	Ann-Maree Putney	AU	2542	8	0	4	80	192	246	191	205	162	174	177	226	225	238	211	215
Top 3 Bowlers go through to Step Ladder Final																				
4	+43	Wendy Chai	MS	2443	7	0	5	70	197	213	200	165	200	212	225	193	183	237	192	156
5	+43	Laura Rhoney	SC	2443	9	0	3	90	186	196	141	216	202	193	186	198	200	247	199	189
6	+7	Caroline Lagrange	CA	2407	6	0	6	60	159	176	216	188	223	227	208	183	207	196	195	169
7	-3	Choy Poh Lai	MS	2397	4	0	8	40	148	204	189	212	156	149	242	191	192	224	191	259
8	-26	Katie Jowsey	EG	2374	5	0	7	50	159	178	214	203	221	202	216	172	165	214	180	200
9	-47	Tracey Madden	AU	2353	4	0	8	40	212	178	170	191	175	203	193	204	190	226	178	193
10	-49	Ivena Heald	NZ	2351	4	0	8	40	176	182	182	241	190	200	195	165	192	220	199	169
11	-68	Melissa Anastasi	MA	2332	6	0	6	60	157	178	205	236	169	164	180	191	185	232	184	191
12	-105	Sue Abela	MA	2295	4	0	8	40	136	222	145	193	188	199	212	195	191	224	180	170

Win =                      Draw =

Frame Scores for these matches

[Top of Page](#)

Rnd	Lanes	Bowler	Ctry	Pins	Bonus	Total	WDL	Bowler	Ctry	Score	Bonus	Total
1	3 & 4	Ivena Heald	NZ	176	0	176	Lost to	Laura Rhoney	SC	186	10	196
1	5 & 6	Sue Abela	MA	136	0	136	Lost to	Melissa Anastasi	MA	157	10	167
1	7 & 8	Choy Poh Lai	MS	148	0	148	Lost to	Wendy Chai	MS	197	10	207
1	9 & 10	Jennifer Willis-Park	CA	227	10	237	Defeated	Caroline Lagrange	CA	159	0	159
1	11 & 12	Katie Jowsey	EG	159	0	159	Lost to	Fiona Banks	EG	213	10	223
1	13 & 14	Ann-Maree Putney	AU	192	0	192	Lost to	Tracey Madden	AU	212	10	222

Frame Scores for these matches

[Top of Page](#)

Rnd	Lanes	Bowler	Ctry	Pins	Bonus	Total	WDL	Bowler	Ctry	Score	Bonus	Total
2	3 & 4	Caroline Lagrange	CA	176	0	176	Lost to	Sue Abela	MA	222	10	232
2	5 & 6	Choy Poh Lai	MS	204	10	214	Defeated	Ivena Heald	NZ	182	0	182
2	7 & 8	Fiona Banks	EG	225	10	235	Defeated	Melissa Anastasi	MA	178	0	178
2	9 & 10	Laura Rhoney	SC	196	10	206	Defeated	Tracey Madden	AU	178	0	178
2	11 & 12	Wendy Chai	MS	213	0	213	Lost to	Ann-Maree Putney	AU	246	10	256
2	13 & 14	Jennifer Willis-Park	CA	212	10	222	Defeated	Katie Jowsey	EG	178	0	178

Frame Scores for these matches

[Top of Page](#)

Rnd	Lanes	Bowler	Ctry	Pins	Bonus	Total	WDL	Bowler	Ctry	Score	Bonus	Total
3	3 & 4	Tracey Madden	AU	170	0	170	Lost to	Choy Poh Lai	MS	189	10	199
3	5 & 6	Fiona Banks	EG	246	10	256	Defeated	Caroline Lagrange	CA	216	0	216

3	7 & 8	Ann-Maree Putney	AU	191	10	201	Defeated	Ivena Heald	NZ	182	0	182
3	9 & 10	Katie Jowsey	EG	214	10	224	Defeated	Sue Abela	MA	145	0	145
3	11 & 12	Jennifer Willis-Park	CA	226	10	236	Defeated	Melissa Anastasi	MA	205	0	205
3	13 & 14	Wendy Chai	MS	200	10	210	Defeated	Laura Rhoney	SC	141	0	141

[Frame Scores for these matches](#)

[Top of Page](#)

Rnd	Lanes	Bowler	Ctry	Pins	Bonus	Total	WDL	Bowler	Ctry	Score	Bonus	Total
4	3 & 4	Fiona Banks	EG	207	10	217	Defeated	Wendy Chai	MS	165	0	165
4	5 & 6	Katie Jowsey	EG	203	0	203	Lost to	Ann-Maree Putney	AU	205	10	215
4	7 & 8	Tracey Madden	AU	191	0	191	Lost to	Jennifer Willis-Park	CA	219	10	229
4	9 & 10	Choy Poh Lai	MS	212	0	212	Lost to	Melissa Anastasi	MA	236	10	246
4	11 & 12	Caroline Lagrange	CA	188	0	188	Lost to	Laura Rhoney	SC	216	10	226
4	13 & 14	Ivena Heald	NZ	241	10	251	Defeated	Sue Abela	MA	193	0	193

[Frame Scores for these matches](#)

[Top of Page](#)

Rnd	Lanes	Bowler	Ctry	Pins	Bonus	Total	WDL	Bowler	Ctry	Score	Bonus	Total
5	3 & 4	Ann-Maree Putney	AU	162	0	162	Lost to	Melissa Anastasi	MA	169	10	179
5	5 & 6	Wendy Chai	MS	200	10	210	Defeated	Jennifer Willis-Park	CA	181	0	181
5	7 & 8	Katie Jowsey	EG	221	10	231	Defeated	Laura Rhoney	SC	202	0	202
5	9 & 10	Ivena Heald	NZ	190	0	190	Lost to	Fiona Banks	EG	258	10	268
5	11 & 12	Sue Abela	MA	188	10	198	Defeated	Tracey Madden	AU	175	0	175
5	13 & 14	Choy Poh Lai	MS	156	0	156	Lost to	Caroline Lagrange	CA	223	10	233

[Frame Scores for these matches](#)

[Top of Page](#)

Rnd	Lanes	Bowler	Ctry	Pins	Bonus	Total	WDL	Bowler	Ctry	Score	Bonus	Total
6	3 & 4	Jennifer Willis-Park	CA	195	0	195	Lost to	Ivena Heald	NZ	200	10	210
6	5 & 6	Melissa Anastasi	MA	164	0	164	Lost to	Laura Rhoney	SC	193	10	203
6	7 & 8	Wendy Chai	MS	212	10	222	Defeated	Sue Abela	MA	199	0	199
6	9 & 10	Caroline Lagrange	CA	227	10	237	Defeated	Ann-Maree Putney	AU	174	0	174
6	11 & 12	Choy Poh Lai	MS	149	0	149	Lost to	Katie Jowsey	EG	202	10	212
6	13 & 14	Tracey Madden	AU	203	0	203	Lost to	Fiona Banks	EG	204	10	214

[Frame Scores for these matches](#)

[Top of Page](#)

Rnd	Lanes	Bowler	Ctry	Pins	Bonus	Total	WDL	Bowler	Ctry	Score	Bonus	Total
7	3 & 4	Choy Poh Lai	MS	242	10	252	Defeated	Fiona Banks	EG	213	0	213
7	5 & 6	Jennifer Willis-Park	CA	243	10	253	Defeated	Sue Abela	MA	212	0	212
7	7 & 8	Caroline Lagrange	CA	208	10	218	Defeated	Tracey Madden	AU	193	0	193
7	9 & 10	Melissa Anastasi	MA	180	0	180	Lost to	Katie Jowsey	EG	216	10	226
7	11 & 12	Ivena Heald	NZ	195	0	195	Lost to	Wendy Chai	MS	225	10	235
7	13 & 14	Laura Rhoney	SC	186	10	196	Defeated	Ann-Maree Putney	AU	177	0	177

[Frame Scores for these matches](#)

[Top of Page](#)

Rnd	Lanes	Bowler	Ctry	Pins	Bonus	Total	WDL	Bowler	Ctry	Score	Bonus	Total
8	3 & 4	Katie Jowsey	EG	172	0	172	Lost to	Caroline Lagrange	CA	183	10	193
8	5 & 6	Ivena Heald	NZ	165	0	165	Lost to	Melissa Anastasi	MA	191	10	201
8	7 & 8	Laura Rhoney	SC	198	0	198	Lost to	Fiona Banks	EG	225	10	235
8	9 & 10	Tracey Madden	AU	204	10	214	Defeated	Wendy Chai	MS	193	0	193
8	11 & 12	Ann-Maree Putney	AU	226	10	236	Defeated	Jennifer Willis-Park	CA	176	0	176
8	13 & 14	Sue Abela	MA	195	10	205	Defeated	Choy Poh Lai	MS	191	0	191

[Frame Scores for these matches](#)

[Top of Page](#)

Rnd	Lanes	Bowler	Ctry	Pins	Bonus	Total	WDL	Bowler	Ctry	Score	Bonus	Total
9	3 & 4	Laura Rhoney	SC	200	10	210	Defeated	Jennifer Willis-Park	CA	156	0	156
9	5 & 6	Tracey Madden	AU	190	10	200	Defeated	Katie Jowsey	EG	165	0	165
9	7 & 8	Ivena Heald	NZ	192	0	192	Lost to	Caroline Lagrange	CA	207	10	217
9	9 & 10	Ann-Maree Putney	AU	225	10	235	Defeated	Choy Poh Lai	MS	192	0	192
9	11 & 12	Fiona Banks	EG	184	0	184	Lost to	Sue Abela	MA	191	10	201
9	13 & 14	Melissa Anastasi	MA	185	10	195	Defeated	Wendy Chai	MS	183	0	183

[Frame Scores for these matches](#)

[Top of Page](#)

Rnd	Lanes	Bowler	Ctry	Pins	Bonus	Total	WDL	Bowler	Ctry	Score	Bonus	Total
10	3 & 4	Melissa Anastasi	MA	232	10	242	Defeated	Tracey Madden	AU	226	0	226
10	5 & 6	Caroline Lagrange	CA	196	0	196	Lost to	Wendy Chai	MS	237	10	247
10	7 & 8	Sue Abela	MA	224	0	224	Lost to	Ann-Maree Putney	AU	238	10	248
10	9 & 10	Fiona Banks	EG	216	0	216	Lost to	Jennifer Willis-Park	CA	224	10	234
10	11 & 12	Laura Rhoney	SC	247	10	257	Defeated	Choy Poh Lai	MS	224	0	224
10	13 & 14	Katie Jowsey	EG	214	0	214	Lost to	Ivena Heald	NZ	220	10	230

[Frame Scores for these matches](#)

[Top of Page](#)

Rnd	Lanes	Bowler	Ctry	Pins	Bonus	Total	WDL	Bowler	Ctry	Score	Bonus	Total
11	3 & 4	Wendy Chai	MS	<b>192</b>	<b>10</b>	<b>202</b>	Defeated	Katie Jowsey	EG	180	0	180
11	5 & 6	Ann-Maree Putney	AU	<b>211</b>	<b>10</b>	<b>221</b>	Defeated	Fiona Banks	EG	157	0	157
11	7 & 8	Jennifer Willis-Park	CA	<b>234</b>	<b>10</b>	<b>244</b>	Defeated	Choy Poh Lai	MS	191	0	191
11	9 & 10	Sue Abela	MA	180	0	180	Lost to	Laura Rhoney	SC	<b>199</b>	<b>10</b>	<b>209</b>
11	11 & 12	Tracey Madden	AU	178	0	178	Lost to	Ivena Heald	NZ	<b>199</b>	<b>10</b>	<b>209</b>
11	13 & 14	Caroline Lagrange	CA	<b>195</b>	<b>10</b>	<b>205</b>	Defeated	Melissa Anastasi	MA	184	0	184

Frame Scores for these matches

Top of Page

Rnd	Lanes	Bowler	Ctry	Pins	Bonus	Total	WDL	Bowler	Ctry	Score	Bonus	Total
12	3 & 4	Tracey Madden	AU	<b>193</b>	<b>10</b>	<b>203</b>	Defeated	Melissa Anastasi	MA	191	0	191
12	5 & 6	Laura Rhoney	SC	<b>189</b>	<b>10</b>	<b>199</b>	Defeated	Caroline Lagrange	CA	169	0	169
12	7 & 8	Fiona Banks	EG	<b>202</b>	<b>10</b>	<b>212</b>	Defeated	Jennifer Willis-Park	CA	190	0	190
12	9 & 10	Ann-Maree Putney	AU	<b>215</b>	<b>10</b>	<b>225</b>	Defeated	Wendy Chai	MS	156	0	156
12	11 & 12	Ivena Heald	NZ	169	0	169	Lost to	Katie Jowsey	EG	<b>200</b>	<b>10</b>	<b>210</b>
12	13 & 14	Choy Poh Lai	MS	<b>259</b>	<b>10</b>	<b>269</b>	Defeated	Sue Abela	MA	170	0	170

Scores compiled and Web Pages design by [Ian Nicholls](#) Melbourne Australia  
 Tenpin Bowling Webmaster and Web Designer Peter Coburn Nationals Event Co-ordinator Tenpin Bowling Australia

[< Back](#)



# III Commonwealth Tenpin Bowling Championship

Melbourne Australia July 2nd to 9th 2006



<a href="#">Men's Singles</a>	<a href="#">Women's Singles</a>	<a href="#">Men's Doubles</a>	<a href="#">Women's Doubles</a>	<a href="#">Mixed Doubles</a>	<a href="#">Mixed Teams</a>
<a href="#">Men's All Events</a>	<a href="#">Women's All Events</a>	<a href="#">Men's Masters</a>	<a href="#">Women's Masters</a>	<a href="#">Masters Step Ladder</a>	
<a href="#">Records</a>		<a href="#">Previous Championship Results</a>			
<a href="#">Medal Tally</a>					

Last updated 01:54 PM Sat 08 Jul 2006 Melbourne Australia (GMT +10.00)  
 Select bowler's name to view each game frame scores and statistics of bowler

Men's Masters													
Pos	+/-	Bowler	Ctry	Total	MPlay Pins	Bonus	Qual Pins	MPlay Gms	MPlay Avg	Avg Against	Overall Avg	Qual Avg	Qual Pos
1	+276	<a href="#">George Frilingos</a>	AU	2676	2606	70	5145	12	217.17	203.83	215.31	214.38	2
2	+245	<a href="#">Mohd Noer Said</a>	MS	2645	2555	90	4951	12	212.92	199.58	208.50	206.29	4
3	+197	<a href="#">Jon Zadel</a>	EG	2597	2517	80	4939	12	209.75	195.83	207.11	205.79	9
Top 3 Bowlers go through to Step Ladder Final													
4	+185	<a href="#">Jason Waters</a>	NZ	2585	2515	70	4922	12	209.58	202.42	206.58	205.08	5
5	+146	<a href="#">Dominic Barrett</a>	EG	2546	2486	60	5170	12	207.17	203.25	212.67	215.42	1
6	+99	<a href="#">George Lambert IV</a>	CA	2499	2449	50	5052	12	204.08	198.50	208.36	210.50	3
7	+88	<a href="#">Ray Falzon Reale</a>	MA	2488	2448	40	4702	12	204.00	214.92	198.61	195.92	12
8	+87	<a href="#">Jonathan Simoneau</a>	CA	2487	2437	50	4872	12	203.08	213.25	203.03	203.00	11
9	+44	<a href="#">Sonith Lockhart</a>	BA	2444	2374	70	4743	12	197.83	208.92	197.69	197.63	10
10	+16	<a href="#">Glen Loader</a>	AU	2416	2356	60	5043	12	196.33	195.58	205.53	210.13	8
11	+15	<a href="#">Stuart Chamberlain</a>	WA	2415	2355	60	4877	12	196.25	207.75	200.89	203.21	6
12	-92	<a href="#">Isaac Russell</a>	MS	2308	2288	20	4730	12	190.67	205.00	194.94	197.08	7

Pos	+/-	Bowler	Ctry	Total	W	D	L	Bonus	g1	g2	g3	g4	g5	g6	g7	g8	g9	g10	g11	g12
1	+276	<a href="#">George Frilingos</a>	AU	2676	7	0	5	70	207	247	269	208	268	212	193	225	221	196	169	191
2	+245	<a href="#">Mohd Noer Said</a>	MS	2645	9	0	3	90	229	199	229	228	198	214	162	196	222	263	200	215
3	+197	<a href="#">Jon Zadel</a>	EG	2597	8	0	4	80	169	173	177	255	224	246	234	215	200	230	205	189
Top 3 Bowlers go through to Step Ladder Final																				
4	+185	<a href="#">Jason Waters</a>	NZ	2585	7	0	5	70	190	176	159	278	202	211	220	215	223	258	187	196
5	+146	<a href="#">Dominic Barrett</a>	EG	2546	6	0	6	60	212	213	194	179	230	213	204	195	214	236	182	214
6	+99	<a href="#">George Lambert IV</a>	CA	2499	5	0	7	50	268	212	215	187	200	191	196	138	159	279	179	225
7	+88	<a href="#">Ray Falzon Reale</a>	MA	2488	4	0	8	40	212	206	181	224	242	226	193	191	192	178	195	208
8	+87	<a href="#">Jonathan Simoneau</a>	CA	2487	5	0	7	50	188	229	177	222	181	205	214	213	202	182	191	233
9	+44	<a href="#">Sonith Lockhart</a>	BA	2444	7	0	5	70	199	181	212	148	192	194	211	222	210	195	185	225
10	+16	<a href="#">Glen Loader</a>	AU	2416	6	0	6	60	188	208	180	198	222	199	194	196	167	180	224	200
11	+15	<a href="#">Stuart Chamberlain</a>	WA	2415	6	0	6	60	157	185	175	214	190	237	222	175	183	267	192	158
12	-92	<a href="#">Isaac Russell</a>	MS	2308	2	0	10	20	174	196	188	201	204	206	209	183	181	161	210	175

Win = Draw =

Frame Scores for these matches

[Top of Page](#)

Rnd	Lanes	Bowler	Ctry	Pins	Bonus	Total	WDL	Bowler	Ctry	Score	Bonus	Total
1	3 & 4	<a href="#">Sonith Lockhart</a>	BA	199	10	209	Defeated	<a href="#">Stuart Chamberlain</a>	WA	157	0	157
1	5 & 6	<a href="#">Jason Waters</a>	NZ	190	0	190	Lost to	<a href="#">Ray Falzon Reale</a>	MA	212	10	222
1	7 & 8	<a href="#">Mohd Noer Said</a>	MS	229	10	239	Defeated	<a href="#">Isaac Russell</a>	MS	174	0	174
1	9 & 10	<a href="#">George Lambert IV</a>	CA	268	10	278	Defeated	<a href="#">Jonathan Simoneau</a>	CA	188	0	188
1	11 & 12	<a href="#">Glen Loader</a>	AU	188	0	188	Lost to	<a href="#">George Frilingos</a>	AU	207	10	217
1	13 & 14	<a href="#">Dominic Barrett</a>	EG	212	10	222	Defeated	<a href="#">Jon Zadel</a>	EG	169	0	169

Frame Scores for these matches

[Top of Page](#)

Rnd	Lanes	Bowler	Ctry	Pins	Bonus	Total	WDL	Bowler	Ctry	Score	Bonus	Total
2	3 & 4	<a href="#">Jonathan Simoneau</a>	CA	229	10	239	Defeated	<a href="#">Jason Waters</a>	NZ	176	0	176
2	5 & 6	<a href="#">Mohd Noer Said</a>	MS	199	10	209	Defeated	<a href="#">Sonith Lockhart</a>	BA	181	0	181
2	7 & 8	<a href="#">George Frilingos</a>	AU	247	10	257	Defeated	<a href="#">Ray Falzon Reale</a>	MA	206	0	206
2	9 & 10	<a href="#">Stuart Chamberlain</a>	WA	185	10	195	Defeated	<a href="#">Jon Zadel</a>	EG	173	0	173
2	11 & 12	<a href="#">Isaac Russell</a>	MS	196	0	196	Lost to	<a href="#">Dominic Barrett</a>	EG	213	10	223
2	13 & 14	<a href="#">George Lambert IV</a>	CA	212	10	222	Defeated	<a href="#">Glen Loader</a>	AU	208	0	208

Frame Scores for these matches

[Top of Page](#)

Rnd	Lanes	Bowler	Ctry	Pins	Bonus	Total	WDL	Bowler	Ctry	Score	Bonus	Total
3	3 & 4	<a href="#">Jon Zadel</a>	EG	177	0	177	Lost to	<a href="#">Mohd Noer Said</a>	MS	229	10	239
3	5 & 6	<a href="#">George Frilingos</a>	AU	269	10	279	Defeated	<a href="#">Jonathan Simoneau</a>	CA	177	0	177

3	7 & 8	Dominic Barrett	EG	194	0	194	Lost to	Sonith Lockhart	BA	212	10	222
3	9 & 10	Glen Loader	AU	180	10	190	Defeated	Jason Waters	NZ	159	0	159
3	11 & 12	George Lambert IV	CA	215	10	225	Defeated	Ray Falzon Reale	MA	181	0	181
3	13 & 14	Isaac Russell	MS	188	10	198	Defeated	Stuart Chamberlain	WA	175	0	175

[Frame Scores for these matches](#)

[Top of Page](#)

Rnd	Lanes	Bowler	Ctry	Pins	Bonus	Total	WDL	Bowler	Ctry	Score	Bonus	Total
4	3 & 4	George Frilingos	AU	208	10	218	Defeated	Isaac Russell	MS	201	0	201
4	5 & 6	Glen Loader	AU	198	10	208	Defeated	Dominic Barrett	EG	179	0	179
4	7 & 8	Jon Zadel	EG	255	10	265	Defeated	George Lambert IV	CA	187	0	187
4	9 & 10	Mohd Noer Said	MS	228	10	238	Defeated	Ray Falzon Reale	MA	224	0	224
4	11 & 12	Jonathan Simoneau	CA	222	10	232	Defeated	Stuart Chamberlain	WA	214	0	214
4	13 & 14	Sonith Lockhart	BA	148	0	148	Lost to	Jason Waters	NZ	278	10	288

[Frame Scores for these matches](#)

[Top of Page](#)

Rnd	Lanes	Bowler	Ctry	Pins	Bonus	Total	WDL	Bowler	Ctry	Score	Bonus	Total
5	3 & 4	Dominic Barrett	EG	230	0	230	Lost to	Ray Falzon Reale	MA	242	10	252
5	5 & 6	Isaac Russell	MS	204	10	214	Defeated	George Lambert IV	CA	200	0	200
5	7 & 8	Glen Loader	AU	222	10	232	Defeated	Stuart Chamberlain	WA	190	0	190
5	9 & 10	Sonith Lockhart	BA	192	0	192	Lost to	George Frilingos	AU	268	10	278
5	11 & 12	Jason Waters	NZ	202	0	202	Lost to	Jon Zadel	EG	224	10	234
5	13 & 14	Mohd Noer Said	MS	198	10	208	Defeated	Jonathan Simoneau	CA	181	0	181

[Frame Scores for these matches](#)

[Top of Page](#)

Rnd	Lanes	Bowler	Ctry	Pins	Bonus	Total	WDL	Bowler	Ctry	Score	Bonus	Total
6	3 & 4	George Lambert IV	CA	191	0	191	Lost to	Sonith Lockhart	BA	194	10	204
6	5 & 6	Ray Falzon Reale	MA	226	0	226	Lost to	Stuart Chamberlain	WA	237	10	247
6	7 & 8	Isaac Russell	MS	206	0	206	Lost to	Jason Waters	NZ	211	10	221
6	9 & 10	Jonathan Simoneau	CA	205	0	205	Lost to	Dominic Barrett	EG	213	10	223
6	11 & 12	Mohd Noer Said	MS	214	10	224	Defeated	Glen Loader	AU	199	0	199
6	13 & 14	Jon Zadel	EG	246	10	256	Defeated	George Frilingos	AU	212	0	212

[Frame Scores for these matches](#)

[Top of Page](#)

Rnd	Lanes	Bowler	Ctry	Pins	Bonus	Total	WDL	Bowler	Ctry	Score	Bonus	Total
7	3 & 4	Mohd Noer Said	MS	162	0	162	Lost to	George Frilingos	AU	193	10	203
7	5 & 6	George Lambert IV	CA	196	0	196	Lost to	Jason Waters	NZ	220	10	230
7	7 & 8	Jonathan Simoneau	CA	214	0	214	Lost to	Jon Zadel	EG	234	10	244
7	9 & 10	Ray Falzon Reale	MA	193	0	193	Lost to	Glen Loader	AU	194	10	204
7	11 & 12	Sonith Lockhart	BA	211	10	221	Defeated	Isaac Russell	MS	209	0	209
7	13 & 14	Stuart Chamberlain	WA	222	10	232	Defeated	Dominic Barrett	EG	204	0	204

[Frame Scores for these matches](#)

[Top of Page](#)

Rnd	Lanes	Bowler	Ctry	Pins	Bonus	Total	WDL	Bowler	Ctry	Score	Bonus	Total
8	3 & 4	Glen Loader	AU	196	0	196	Lost to	Jonathan Simoneau	CA	213	10	223
8	5 & 6	Sonith Lockhart	BA	222	10	232	Defeated	Ray Falzon Reale	MA	191	0	191
8	7 & 8	Stuart Chamberlain	WA	175	0	175	Lost to	George Frilingos	AU	225	10	235
8	9 & 10	Jon Zadel	EG	215	10	225	Defeated	Isaac Russell	MS	183	0	183
8	11 & 12	Dominic Barrett	EG	195	10	205	Defeated	George Lambert IV	CA	138	0	138
8	13 & 14	Jason Waters	NZ	215	10	225	Defeated	Mohd Noer Said	MS	196	0	196

[Frame Scores for these matches](#)

[Top of Page](#)

Rnd	Lanes	Bowler	Ctry	Pins	Bonus	Total	WDL	Bowler	Ctry	Score	Bonus	Total
9	3 & 4	Stuart Chamberlain	WA	183	10	193	Defeated	George Lambert IV	CA	159	0	159
9	5 & 6	Jon Zadel	EG	200	10	210	Defeated	Glen Loader	AU	167	0	167
9	7 & 8	Sonith Lockhart	BA	210	10	220	Defeated	Jonathan Simoneau	CA	202	0	202
9	9 & 10	Dominic Barrett	EG	214	0	214	Lost to	Mohd Noer Said	MS	222	10	232
9	11 & 12	George Frilingos	AU	221	0	221	Lost to	Jason Waters	NZ	223	10	233
9	13 & 14	Ray Falzon Reale	MA	192	10	202	Defeated	Isaac Russell	MS	181	0	181

[Frame Scores for these matches](#)

[Top of Page](#)

Rnd	Lanes	Bowler	Ctry	Pins	Bonus	Total	WDL	Bowler	Ctry	Score	Bonus	Total
10	3 & 4	Ray Falzon Reale	MA	178	0	178	Lost to	Jon Zadel	EG	230	10	240
10	5 & 6	Jonathan Simoneau	CA	182	10	192	Defeated	Isaac Russell	MS	161	0	161
10	7 & 8	Jason Waters	NZ	258	10	268	Defeated	Dominic Barrett	EG	236	0	236
10	9 & 10	George Frilingos	AU	196	0	196	Lost to	George Lambert IV	CA	279	10	289
10	11 & 12	Stuart Chamberlain	WA	267	10	277	Defeated	Mohd Noer Said	MS	263	0	263
10	13 & 14	Glen Loader	AU	180	0	180	Lost to	Sonith Lockhart	BA	195	10	205

[Frame Scores for these matches](#)

[Top of Page](#)

Rnd	Lanes	Bowler	Ctry	Pins	Bonus	Total	WDL	Bowler	Ctry	Score	Bonus	Total
11	3 & 4	Isaac Russell	MS	210	0	210	Lost to	Glen Loader	AU	<b>224</b>	<b>10</b>	<b>234</b>
11	5 & 6	Dominic Barrett	EG	<b>182</b>	<b>10</b>	<b>192</b>	Defeated	George Frilingos	AU	169	0	169
11	7 & 8	George Lambert IV	CA	179	0	179	Lost to	Mohd Noer Said	MS	<b>200</b>	<b>10</b>	<b>210</b>
11	9 & 10	Jason Waters	NZ	187	0	187	Lost to	Stuart Chamberlain	WA	<b>192</b>	<b>10</b>	<b>202</b>
11	11 & 12	Jon Zadel	EG	<b>205</b>	<b>10</b>	<b>215</b>	Defeated	Sonith Lockhart	BA	185	0	185
11	13 & 14	Jonathan Simoneau	CA	191	0	191	Lost to	Ray Falzon Reale	MA	<b>195</b>	<b>10</b>	<b>205</b>

Frame Scores for these matches

Top of Page

Rnd	Lanes	Bowler	Ctry	Pins	Bonus	Total	WDL	Bowler	Ctry	Score	Bonus	Total
12	3 & 4	Jonathan Simoneau	CA	<b>233</b>	<b>10</b>	<b>243</b>	Defeated	Sonith Lockhart	BA	225	0	225
12	5 & 6	George Frilingos	AU	191	0	191	Lost to	Mohd Noer Said	MS	<b>215</b>	<b>10</b>	<b>225</b>
12	7 & 8	Dominic Barrett	EG	<b>214</b>	<b>10</b>	<b>224</b>	Defeated	Ray Falzon Reale	MA	208	0	208
12	9 & 10	Jon Zadel	EG	189	0	189	Lost to	Jason Waters	NZ	<b>196</b>	<b>10</b>	<b>206</b>
12	11 & 12	George Lambert IV	CA	<b>225</b>	<b>10</b>	<b>235</b>	Defeated	Stuart Chamberlain	WA	158	0	158
12	13 & 14	Glen Loader	AU	<b>200</b>	<b>10</b>	<b>210</b>	Defeated	Isaac Russell	MS	175	0	175

Scores compiled and Web Pages design by Ian Nicholls Melbourne Australia  
 Tenpin Bowling Webmaster and Web Designer Peter Coburn Nationals Event Co-ordinator Tenpin Bowling Australia

[< Back](#)

# III Commonwealth Tenpin Bowling Championship

Melbourne Australia July 2nd to 9th 2006



[Men's Singles](#)
[Women's Singles](#)
[Men's Doubles](#)
[Women's Doubles](#)
[Mixed Doubles](#)
[Mixed Teams](#)

[Men's All Events](#)
[Women's All Events](#)
[Men's Masters](#)
[Women's Masters](#)
[Masters Step Ladder](#)

[Records](#)
[Previous Championship Results](#)

[Medal Tally](#)

## Men's Masters Step Ladder Final

Semi-Final 2nd Seed Vs 3rd Seed				
			Score	Pos
Seed 2	Mohd Noer Said	MS	223	
Seed 3	Jon Zadel	EG	186	3

Grand Final 1st Seed Vs Winner Semi-Final				
			Score	
Seed 1	George Frilingos	AU	170 + 208	= <b>378</b>
Winner Semi-Final	Mohd Noer Said	MS	211 + 165	= <b>376</b>

**Winner Men's Masters**  
George Frilingos Australia



## Women's Masters Step Ladder Final

Semi-Final 2nd Seed Vs 3rd Seed				
			Score	Pos
Seed 2	Jennifer Willis-Park	CA	213	
Seed 3	Ann-Maree Putney	AU	210	3

Grand Final 1st Seed Vs Winner Semi-Final				
			Score	
Seed 1	Fiona Banks	EG	199 + 233	= <b>432</b>
Winner Semi-Final	Jennifer Willis-Park	CA	202 + 222	= <b>424</b>

**Winner Women's Masters**  
Fiona Banks England

[< Back](#)