

XIII Mediterranean Challenge Cup 2010

Ladies Singles

13-18 April 2010

No	Player	Country							TOTALS 6 GAMES		
			G1	G2	G3	G4	G5	G6	HG	AV	TOT
1	(123) LIAT VIZENFELD	 Israel	176	208	230	224	226	225	230	214.8	1289
2	(131) SUE ABELA	 Malta	190	218	209	182	199	215	218	202.2	1213
3	(104) SANDRA TORRENTS	 Catalonia	245	151	220	162	221	190	245	198.2	1189
4	(139) GULHAN AKSULAR	 Turkey	181	214	173	209	215	196	215	198.0	1188
5	(119) KARATZOULA MARTHA	 Greece	156	198	204	201	266	161	266	197.7	1186
6	(111) SAINT MARC AUDE	 France	176	203	212	204	179	206	212	196.7	1180
7	(107) MYRIA KASTORI	 Cyprus	221	221	203	187	168	179	221	196.5	1179
8	(124) SARIT MIZRAHI	 Israel	165	190	146	215	215	233	233	194.0	1164
9	(108) NIKI SCHIZA	 Cyprus	194	235	179	147	195	195	235	190.8	1145
10	(112) TROUNIAC ELISE	 France	179	167	179	181	205	224	224	189.2	1135
11	(120) LEPTAKI-DELIGIANNI NAYSIKA	 Greece	190	209	166	185	194	191	209	189.2	1135
12	(128) MORRA ALESSANDRA	 Italy	211	159	182	197	200	180	211	188.2	1129
13	(103) CRISTINA SANZ	 Catalonia	184	157	207	195	182	178	207	183.8	1103
14	(127) DI GENNARO ALINA	 Italy	193	202	170	214	170	145	214	182.3	1094
15	(132) TIZIANA CARANNANTE	 Malta	224	148	184	162	192	167	224	179.5	1077
16	(135) BARBIERI MORENA	 San Marino	190	220	168	172	158	164	220	178.7	1072
17	(115) JOANNE POULTER-WARD	 Gibraltar	183	155	170	165	187	159	187	169.8	1019
18	(140) HANDE YESILKAYA	 Turkey	163	158	156	172	195	145	195	164.8	989
19	(136) PIVA MILVA	 San Marino	141	144	157	153	190	159	190	157.3	944
20	(116) LORRAINE WOOD	 Gibraltar	96	120	163	114	151	158	163	133.7	802

XIII Mediterranean Challenge Cup 2010

Men Singles

13-18 April 2010

No	Player	Country							TOTALS 6 GAMES		
			G1	G2	G3	G4	G5	G6	HG	AV	TOT
1	(125) DI FRANCESCO ANTONIO	 Italy	177	247	198	233	257	252	257	227.3	1364
2	(126) REVIGLIO MARCO	 Italy	225	232	245	226	197	221	245	224.3	1346
3	(122) OR AVIRAM	 Israel	215	191	214	200	221	241	241	213.7	1282
4	(102) MARCIAL OVIDE	 Catalonia	221	211	192	225	212	184	225	207.5	1245
5	(110) MONTAGNE PIERRE	 France	182	209	255	191	200	187	255	204.0	1224
6	(117) MAROUSIS IOANNIS	 Greece	182	206	258	188	207	171	258	202.0	1212
7	(137) HABIB DOGAN	 Turkey	179	234	196	207	193	198	234	201.2	1207
8	(101) LLUIS MONTFORT	 Catalonia	213	192	180	217	189	209	217	200.0	1200
9	(106) GREGORIS GREGORIOU	 Cyprus	201	255	192	180	175	192	255	199.2	1195
10	(105) COSTAS KYRIACOU	 Cyprus	191	193	206	214	180	196	214	196.7	1180
11	(109) BILLAUT YONI	 France	205	185	234	161	213	172	234	195.0	1170
12	(114) MICHAEL WOOD	 Gibraltar	183	178	166	189	214	235	235	194.2	1165
13	(118) STEFANIDIS GEORGIOS	 Greece	180	215	203	199	172	192	215	193.5	1161
14	(133) COLONNA MATTIA	 San Marino	170	144	230	193	166	253	253	192.7	1156
15	(121) AVIV ALFITAL	 Israel	205	149	214	182	199	202	214	191.8	1151
16	(113) GRAHAM COLES	 Gibraltar	200	194	169	194	236	150	236	190.5	1143
17	(130) JUSTIN CARUANA SCICLUNA	 Malta	216	150	170	204	203	189	216	188.7	1132
18	(138) NEZIR SELIMOGLU	 Turkey	202	205	191	189	156	175	205	186.3	1118
19	(129) DENNIS MERCEICA	 Malta	149	171	230	179	149	204	230	180.3	1082
20	(134) GRASSI ROLANDO	 San Marino	204	181	191	152	158	165	204	175.2	1051

XIII Mediterranean Challenge Cup 2010

Ladies Doubles











13-18 April 2010

No	Player	G1	G2	G3	G4	G5	G6	TOTALS 6 GAMES		
								HG	AV	TOT
 Cyprus										
1	(108) NIKI SCHIZA	258	226	236	187	190	178	258	212.5	1275
	(107) MYRIA KASTORI	211	199	197	170	215	168	215	193.3	1160
								258	202.9	2435
 Greece										
2	(119) KARATZOULA MARTHA	201	163	195	223	255	227	255	210.7	1264
	(120) LEPTAKI-DELI GIANNI NAYSIKA	232	183	201	196	179	179	232	195.0	1170
								255	202.8	2434
 Catalonia										
3	(104) SANDRA TORRENTS	202	154	214	259	163	162	259	192.3	1154
	(103) CRISTINA SANZ	210	191	197	181	174	184	210	189.5	1137
								259	190.9	2291
 Israel										
4	(123) LIAT VIZENFELD	225	201	162	221	168	194	225	195.2	1171
	(124) SARIT MIZRAHI	136	212	201	187	174	192	212	183.7	1102
								225	189.4	2273
 Malta										
5	(131) SUE ABELA	255	182	198	185	175	228	255	203.8	1223
	(132) TIZIANA CARANNANTE	157	200	162	189	165	162	200	172.5	1035
								255	188.2	2258
 France										
6	(112) TROUNIAE ELISE	192	148	179	225	159	212	225	185.8	1115
	(111) SAINT MARC AUDE	141	201	197	164	177	214	214	182.3	1094
								225	184.1	2209
 Italy										
7	(128) MORRA ALESSANDRA	183	187	174	243	178	150	243	185.8	1115
	(127) DI GENNARO ALINA	201	187	180	156	167	184	201	179.2	1075
								243	182.5	2190
 San Marino										
8	(136) PIVA MILVA	208	165	155	177	155	174	208	172.3	1034
	(135) BARBIERI MORENA	142	180	171	156	164	170	180	163.8	983
								208	168.1	2017
 Turkey										
9	(140) HANDE YESILKAYA	153	185	165	181	169	169	185	170.3	1022
	(139) GULHAN AKSULAR	167	185	166	176	157	139	185	165.0	990
								185	167.7	2012
 Gibraltar										
10	(115) JOANNE POULTER-WARD	145	141	170	149	196	132	196	155.5	933
	(116) LORRAINE WOOD	130	143	146	137	133	159	159	141.3	848
								196	148.4	1781

XIII Mediterranean Challenge Cup 2010

Men Doubles

13-18 April 2010

No	Player	G1	G2	G3	G4	G5	G6	TOTALS 6 GAMES		
								HG	AV	TOT
 Italy										
1	(126) REVIGLIO MARCO	211	224	245	253	207	275	275	235.8	1415
	(125) DI FRANCESCO ANTONIO	170	229	229	224	188	174	229	202.3	1214
								275	219.1	2629
 Catalonia										
2	(102) MARCIAL OVIDE	220	279	178	221	167	234	279	216.5	1299
	(101) LLUIS MONTFORT	214	202	153	219	213	233	233	205.7	1234
								279	211.1	2533
 Israel										
3	(122) OR AVIRAM	183	240	182	215	206	225	240	208.5	1251
	(121) AVIV ALFITAL	214	210	268	180	172	198	268	207.0	1242
								268	207.8	2493
 Greece										
4	(117) MAROUSIS IOANNIS	226	246	213	199	209	206	246	216.5	1299
	(118) STEFANIDIS GEORGIOS	239	170	156	194	187	192	239	189.7	1138
								246	203.1	2437
 Turkey										
5	(137) HABIB DOGAN	124	236	227	217	218	201	236	203.8	1223
	(138) NEZIR SELIMOGLU	191	167	204	196	202	186	204	191.0	1146
								236	197.4	2369
 France										
6	(110) MONTAGNE PIERRE	234	191	276	170	220	185	276	212.7	1276
	(109) BILLAUT YONI	147	181	217	173	189	172	217	179.8	1079
								276	196.3	2355
 Cyprus										
7	(105) COSTAS KYRIACOU	200	177	221	243	242	222	243	217.5	1305
	(106) GREGORIS GREGORIOU	183	186	181	147	154	177	186	171.3	1028
								243	194.4	2333
 Malta										
8	(130) JUSTIN CARUANA SCIACLUNA	190	204	183	208	221	171	221	196.2	1177
	(129) DENNIS MERDIECA	203	184	223	212	155	172	223	191.5	1149
								223	193.8	2326
 San Marino										
9	(133) COLONNA MATTIA	149	148	232	191	165	231	232	186.0	1116
	(134) GRASSI ROLANDO	185	155	174	181	198	206	206	183.2	1099
								232	184.6	2215
 Gibraltar										
10	(114) MICHAEL WOOD	156	221	173	157	187	214	221	184.7	1108
	(113) GRAHAM COLES	185	172	166	161	180	181	185	174.2	1045
								221	179.4	2153

XIII Mediterranean Challenge Cup 2010

Teams

13-18 April 2010

No	Player	G1	G2	G3	G4	G5	G6	TOTALS 6 GAMES		
								HG	AV	TOT
 Cyprus										
1	(107) MYRIA KASTORI	204	234	191	158	233	228	234	208.0	1248
	(106) GREGORIS GREGORIOU	204	241	174	185	238	188	241	205.0	1230
	(105) COSTAS KYRIACOU	179	195	200	236	190	229	236	204.8	1229
	(108) NIKI SCHIZA	209	204	172	166	212	216	216	196.5	1179
								241	203.6	4886
 Israel										
2	(122) OR AVIRAM	215	234	227	192	217	269	269	225.7	1354
	(124) SARIT MIZRAHI	202	166	198	221	181	200	221	194.7	1168
	(121) AVIV ALFITAL	178	190	208	196	152	225	225	191.5	1149
	(123) LIAT VIZENFELD	193	174	171	205	215	181	215	189.8	1139
								269	200.4	4810
 Malta										
3	(130) JUSTIN CARUANA SCICLUNA	182	231	211	235	213	183	235	209.2	1255
	(132) TIZIANA CARANNANTE	154	186	196	151	220	290	290	199.5	1197
	(129) DENNIS MERCEICA	202	203	165	214	177	215	215	196.0	1176
	(131) SUE ABELA	167	208	194	204	190	180	208	190.5	1143
								290	198.8	4771
 France										
4	(110) MONTAGNE PIERRE	163	229	202	227	184	227	229	205.3	1232
	(109) BILLAUT YONI	230	202	210	215	211	163	230	205.2	1231
	(112) TROUNIAC ELISE	191	213	201	247	178	157	247	197.8	1187
	(111) SAINT MARC AUDE	137	202	160	168	159	265	265	181.8	1091
								265	197.5	4741
 Italy										
5	(126) REVIGLIO MARCO	216	167	269	234	245	228	269	226.5	1359
	(125) DI FRANCESCO ANTONIO	212	212	185	177	222	225	225	205.5	1233
	(128) MORRA ALESSANDRA	181	195	214	202	148	201	214	190.2	1141
	(127) DI GENNARO ALINA	155	166	168	155	155	191	191	165.0	990
								269	196.8	4723
 Turkey										
6	(139) GULHAN AKSULAR	214	231	171	177	223	193	231	201.5	1209
	(137) HABIB DOGAN	209	213	199	211	201	158	213	198.5	1191
	(138) NEZIR SELIMOGLU	206	233	209	177	188	162	233	195.8	1175
	(140) HANDE YESILKAYA	143	204	179	212	202	163	212	183.8	1103
								233	194.9	4678
 Catalonia										
7	(101) LLUIS MONTFORT	213	257	191	204	213	165	257	207.2	1243
	(102) MARCIAL OVIDE	211	224	192	183	216	180	224	201.0	1206
	(104) SANDRA TORRENTS	249	182	167	181	188	214	249	196.8	1181
	(103) CRISTINA SANZ	169	170	184	168	174	166	184	171.8	1031
								257	194.2	4661
 Greece										
8	(117) MAROUSIS IOANNIS	205	174	203	198	215	229	229	204.0	1224
	(118) STEFANIDIS GEORGIOS	217	160	209	218	179	198	218	196.8	1181
	(119) KARATZOULA MARTHA	188	207	212	196	203	139	212	190.8	1145
	(120) LEPTAKI-DELIGIANNI NAYSIKA	186	152	150	179	154	213	213	172.3	1034
								229	191.0	4584
 San Marino										
	(133) COLONNA MATTIA	162	145	162	226	215	189	226	183.2	1099

9	(134) GRASSI ROLANDO	188	155	183	189	205	170	205	181.7	1090
	(136) PIVA MILVA	150	117	169	176	186	169	186	161.2	967
	(135) BARBIERI MORENA	159	143	164	187	134	170	187	159.5	957
									226	171.4
10	 Gibraltar									
	(114) MICHAEL WOOD	191	178	202	200	157	213	213	190.2	1141
	(113) GRAHAM COLES	194	154	180	189	164	180	194	176.8	1061
	(115) JOANNE POULTER-WARD	123	154	179	152	156	137	179	150.2	901
	(116) LORRAINE WOOD	151	177	143	135	155	136	177	149.5	897
								213	166.7	4000

XIII Mediterranean Challenge Cup 2010

All Event Ladies

13-18 April 2010

No	Player	Country	TOTALS ALL GAMES						
			ST	DT	TT	G	HG	AV	TOT
1	(108) NIKI SCHIZA	 Cyprus	1145	1275	1179	18	258	199.9	3599
2	(123) LIAT VIZENFELD	 Israel	1289	1171	1139	18	230	199.9	3599
3	(119) KARATZOULA MARTHA	 Greece	1186	1264	1145	18	266	199.7	3595
4	(107) MYRIA KASTORI	 Cyprus	1179	1160	1248	18	234	199.3	3587
5	(131) SUE ABELA	 Malta	1213	1223	1143	18	255	198.8	3579
6	(104) SANDRA TORRENTS	 Catalonia	1189	1154	1181	18	259	195.8	3524
7	(112) TROUNIAK ELISE	 France	1135	1115	1187	18	247	190.9	3437
8	(124) SARIT MIZRAHI	 Israel	1164	1102	1168	18	233	190.8	3434
9	(139) GULHAN AKSULAR	 Turkey	1188	990	1209	18	231	188.2	3387
10	(128) MORRA ALESSANDRA	 Italy	1129	1115	1141	18	243	188.1	3385
11	(111) SAINT MARC AUDE	 France	1180	1094	1091	18	265	186.9	3365
12	(120) LEPTAKI-DELIANI NAYSIKA	 Greece	1135	1170	1034	18	232	185.5	3339
13	(132) TIZIANA CARANNANTE	 Malta	1077	1035	1197	18	290	183.8	3309
14	(103) CRISTINA SANZ	 Catalonia	1103	1137	1031	18	210	181.7	3271
15	(127) DI GENNARO ALINA	 Italy	1094	1075	990	18	214	175.5	3159
16	(140) HANDE YESILKAYA	 Turkey	989	1022	1103	18	212	173.0	3114
17	(135) BARBIERI MORENA	 San Marino	1072	983	957	18	220	167.3	3012
18	(136) PIVA MILVA	 San Marino	944	1034	967	18	208	163.6	2945
19	(115) JOANNE POULTER-WARD	 Gibraltar	1019	933	901	18	196	158.5	2853
20	(116) LORRAINE WOOD	 Gibraltar	802	848	897	18	177	141.5	2547

XIII Mediterranean Challenge Cup 2010

ALL Event Men


13-18 April 2010

No	Player	Country	TOTALS ALL GAMES						
			ST	DT	TT	G	HG	AV	TOT
1	(126) REVIGLIO MARCO	 Italy	1346	1415	1359	18	275	228.9	4120
2	(122) OR AVIRAM	 Israel	1282	1251	1354	18	269	215.9	3887
3	(125) DI FRANCESCO ANTONIO	 Italy	1364	1214	1233	18	257	211.7	3811
4	(102) MARCIAL OVIDE	 Catalonia	1245	1299	1206	18	279	208.3	3750
5	(117) MAROUSIS IOANNIS	 Greece	1212	1299	1224	18	258	207.5	3735
6	(110) MONTAGNE PIERRE	 France	1224	1276	1232	18	276	207.3	3732
7	(105) COSTAS KYRIACOU	 Cyprus	1180	1305	1229	18	243	206.3	3714
8	(101) LLUIS MONTFORT	 Catalonia	1200	1234	1243	18	257	204.3	3677
9	(137) HABIB DOGAN	 Turkey	1207	1223	1191	18	236	201.2	3621
10	(130) JUSTIN CARUANA SCICLUNA	 Malta	1132	1177	1255	18	235	198.0	3564
11	(121) AVIV ALFITAL	 Israel	1151	1242	1149	18	268	196.8	3542
12	(109) BILLAUT YONI	 France	1170	1079	1231	18	234	193.3	3480
13	(118) STEFANIDIS GEORGIOS	 Greece	1161	1138	1181	18	239	193.3	3480
14	(106) GREGORIS GREGORIOU	 Cyprus	1195	1028	1230	18	255	191.8	3453
15	(138) NEZIR SELIMOGLU	 Turkey	1118	1146	1175	18	233	191.1	3439
16	(114) MICHAEL WOOD	 Gibraltar	1165	1108	1141	18	235	189.7	3414
17	(129) DENNIS MERECIECA	 Malta	1082	1149	1176	18	230	189.3	3407
18	(133) COLONNA MATTIA	 San Marino	1156	1116	1099	18	253	187.3	3371
19	(113) GRAHAM COLES	 Gibraltar	1143	1045	1061	18	236	180.5	3249
20	(134) GRASSI ROLANDO	 San Marino	1051	1099	1090	18	206	180.0	3240


XIII Mediterranean Challenge Cup 2010


Ladies Masters

13-18 April 2010


 (108) NIKI SCHIZA
G1=182 G2=156

Vs

 (124) SARIT MIZRAHI
G1=219 G2=237

 (107) MYRIA KASTORI
G1=178 G2=152 G3=127

Vs

 (131) SUE ABELA
G1=168 G2=204 G3=199

 (123) LIAT VIZENFELD
G1=146 G2=156


Vs

 (112) TROUNIAC ELISE
G1=189 G2=184


 (119) KARATZOULA MARTHA
G1=142 G2=175


Vs

 (104) SANDRA TORRENTS
G1=181 G2=179


 Player 1
(124) SARIT MIZRAHI
G1=205 G2=227


Vs

 (131) SUE ABELA
G1=180 G2=211


 Player 1
(112) TROUNIAC ELISE
G1=199 G2=179

Vs

 Player 2
(104) SANDRA TORRENTS
G1=175 G2=153

 Player 1
(124) SARIT MIZRAHI
G1=230 G2=190

Vs

 Player 1
(112) TROUNIAC ELISE
G1=178 G2=174

 Winner
(124) SARIT MIZRAHI

XIII Mediterranean Challenge Cup 2010

Men Masters

13-18 April 2010

