




Singles Women Final

Place	Player	Country	G1	Total	Avg	Diff
1.	Jeon, Eunhee	 KOR	279	279	279.00	0
2.	Tan, Cherie	 SIN	189	189	189.00	-90

Single Women Semi Final 1

Place	Player	Country	G1	Total	Avg	Diff
1.	Jeon, Eunhee	 KOR	266	266	266.00	0
2.	Ng, Shayna	 SIN	238	238	238.00	-28

Single Women Semi Final 2

Place	Player	Country	G1	Total	Avg	Diff
1.	Tan, Cherie	 SIN	250	250	250.00	0
2.	Hwang, Yeonju	 KOR	160	160	160.00	-90

Lane pattern category: Long

Lane pattern: WTBA Tokyo 43 feet

Qualification Results for Singles - Women

Place	Player	Country	G1	G2	G3	G4	G5	G6	Total	Avg	Diff
1.	Jeon, Eunhee	KOR	279	190	242	247	241	258	1457	242.83	0
2.	Hwang, Yeonju	KOR	214	265	244	238	209	238	1408	234.67	-49
3.	Tan, Cherie	SIN	204	247	205	248	266	225	1395	232.50	-62
4.	Ng, Shayna	SIN	248	226	223	224	217	228	1366	227.67	-91
5.	New, Hui Fen	SIN	248	169	256	233	216	237	1359	226.50	-98
6.	Johnson, Liz	USA	269	257	203	176	214	235	1354	225.67	-103
7.	Luoto, Patricia	GER	191	234	209	225	226	268	1353	225.50	-104
8.	Pasanen, Sanna	FIN	214	235	203	210	213	268	1343	223.83	-114
9.	Jung, Dawun	KOR	217	223	217	237	226	222	1342	223.67	-115
10.	Afifah, Syaidatul	MAS	212	221	247	215	225	207	1327	221.17	-130
11.	Flack, Nina	SWE	187	247	237	221	198	222	1312	218.67	-145
12.	Ramirez, Anggie	COL	236	212	257	191	220	195	1311	218.50	-146
13.	McEwan, Danielle	USA	215	225	203	221	207	236	1307	217.83	-150
14.	Cheah, Esther	MAS	247	237	189	209	226	198	1306	217.67	-151
15.	Yeo, Joey	SIN	207	179	216	217	206	279	1304	217.33	-153
16.	Restrepo, Rocio	COL	224	211	204	235	206	220	1300	216.67	-157
17.	Son, Hyerin	KOR	221	179	236	205	269	186	1296	216.00	-161
18.	Wegner, Jenny	SWE	243	224	202	191	213	221	1294	215.67	-163
19.	Del Rosario, Liza	PHI	233	232	163	217	232	217	1294	215.67	-163
20.	Roslan, Natasha	MAS	237	242	237	167	193	198	1274	212.33	-183
21.	Buxton, Dena	AUS	246	221	227	228	174	178	1274	212.33	-183
22.	Limasantoso, Sharon Adelina	INA	173	255	197	225	229	188	1267	211.17	-190
23.	Roshchenko, Olena	UKR	224	246	202	205	176	213	1266	211.00	-191
24.	Alvarez, Esther	VEN	223	199	200	205	247	188	1262	210.33	-195
25.	Zavjalova, Diana	LAT	193	201	199	182	256	229	1260	210.00	-197
26.	Geissler, Nadine	GER	204	205	213	206	238	194	1260	210.00	-197
27.	Clutario, Liza	PHI	258	175	221	202	191	212	1259	209.83	-198
28.	Lomeli, Iliana	MEX	182	198	189	198	235	256	1258	209.67	-199
29.	Tabora, Krizziah	PHI	237	187	203	189	207	235	1258	209.67	-199
30.	Hernandez, Veronica	MEX	195	226	203	224	204	202	1254	209.00	-203
31.	Kim, Jinsun	KOR	244	237	202	170	184	213	1250	208.33	-207
32.	Marcano, Karen	VEN	234	199	145	208	224	239	1249	208.17	-208
33.	Kovalova, Daria	UKR	201	224	178	237	193	214	1247	207.83	-210
34.	Guerrero, Clara J.	COL	206	256	179	201	193	212	1247	207.83	-210
35.	Johnson, Stefanie	USA	214	246	180	224	181	202	1247	207.83	-210
36.	Sin, Li Jane	MAS	247	170	217	195	190	226	1245	207.50	-212
37.	Beuthner, Laura	GER	182	217	178	270	183	213	1243	207.17	-214
38.	Panas, Miranda	CAN	246	161	202	169	225	237	1240	206.67	-217

World Women Championships

Khalifa International Bowling Center, Zayed Sports City
Abu Dhabi, UAE
December 5 – 14, 2015

39.	Su, Shu-Wen	 TPE	222 223 198 232 150 214	1239	206.50	-218
40.	Hopcroft, Danni	 ENG	214 203 192 244 196 190	1239	206.50	-218
41.	Pöppler, Birgit	 GER	257 184 182 187 181 246	1237	206.17	-220
42.	Pan, Yu-Fen	 TPE	203 199 161 216 233 221	1233	205.50	-224
43.	Commane, Kaitlyn	 AUS	237 190 173 202 245 185	1232	205.33	-225
44.	Wedel, Sascha	 DEN	176 217 161 212 255 210	1231	205.17	-226
45.	Brøndsted, Britt	 DEN	279 217 200 167 164 203	1230	205.00	-227
46.	Kabowski, Lisa	 GER	204 267 170 171 190 219	1221	203.50	-236
47.	Coronacion, Dyan	 PHI	187 195 190 199 181 268	1220	203.33	-237
48.	Zetter, Aseret	 MEX	185 230 201 221 201 182	1220	203.33	-237
49.	Kulick, Kelly	 USA	233 195 181 175 205 226	1215	202.50	-242
50.	Pluhowsky, Shannon	 USA	196 178 205 210 218 208	1215	202.50	-242
51.	Tan, Jazreel	 SIN	193 238 162 210 204 208	1215	202.50	-242
52.	Alvarez, Pamela	 MEX	214 209 197 224 170 201	1215	202.50	-242
53.	Allsebrook, Jo	 ENG	181 217 220 214 210 172	1214	202.33	-243
54.	Wong, Felicia	 CAN	258 172 177 190 216 198	1211	201.83	-246
55.	Koh, Sharon	 MAS	190 198 190 234 179 215	1206	201.00	-251
56.	Chou, Chia-Chen	 TPE	219 225 182 182 177 219	1204	200.67	-253
57.	Posadas, Lara	 PHI	207 174 192 222 197 205	1197	199.50	-260
58.	Pilkington, Kate	 AUS	173 202 200 211 203 203	1192	198.67	-265
59.	Diaz, Eny	 VEN	177 172 177 196 235 233	1190	198.33	-267
60.	Larsen, Rebecka	 SWE	228 182 232 192 167 188	1189	198.17	-268
61.	Rico, Natalia	 COL	226 182 224 166 201 189	1188	198.00	-269
62.	Jensen, Mai Ginge	 DEN	254 174 160 183 247 170	1188	198.00	-269
63.	Voukolos, Rebecca	 AUS	181 173 179 277 182 194	1186	197.67	-271
64.	Maciver, Katrina	 ENG	191 214 189 204 214 174	1186	197.67	-271
65.	Orlikowski, Robin	 CAN	192 159 174 224 220 211	1180	196.67	-277
66.	Calberry, Valerie	 CAN	181 192 210 168 227 202	1180	196.67	-277
67.	Tan, Daphne	 SIN	176 196 163 223 215 206	1179	196.50	-278
68.	Reay, Keira	 ENG	214 219 179 178 206 180	1176	196.00	-281
69.	Persson Planefors, Joline	 SWE	235 192 217 164 190 178	1176	196.00	-281
70.	Nuramalina, Nadia Pramanik	 INA	207 203 186 227 166 186	1175	195.83	-282
71.	Roumimper, Tannya	 INA	211 215 177 211 187 174	1175	195.83	-282
72.	Baek, Seungja	 KOR	202 165 159 212 206 227	1171	195.17	-286
73.	Schütz, Martina	 GER	221 211 148 190 218 181	1169	194.83	-288
74.	Armein, Putty Insavilla	 INA	184 213 185 199 190 192	1163	193.83	-294
75.	Robles, Lilia	 MEX	181 225 196 164 208 187	1161	193.50	-296
76.	Tsai, Hsin-Yi	 TPE	176 171 206 178 204 225	1160	193.33	-297
77.	Johansson, Victoria	 SWE	196 192 197 189 174 211	1159	193.17	-298
78.	John, Lisa	 ENG	206 184 183 247 165 171	1156	192.67	-301
79.	Hansen, Christine	 DEN	173 224 172 178 210 197	1154	192.33	-303
80.	Kong, Min	 CHN	182 171 190 215 192 202	1152	192.00	-305


World Women Championships

Khalifa International Bowling Center, Zayed Sports City
Abu Dhabi, UAE
December 5 – 14, 2015

81.	Hiltunen, Eliisa	 FIN	173 169 245 223 191 151	1152	192.00	-305
82.	Indryati, Aldila	 INA	196 186 197 189 214 168	1150	191.67	-307
83.	Guerra, Aumi	 DOM	171 216 202 192 179 189	1149	191.50	-308
84.	Chan, Shuk Han	 HKG	213 195 181 180 197 183	1149	191.50	-308
85.	Peng, Rui	 CHN	205 161 183 245 207 145	1146	191.00	-311
86.	Gonzalez, Joan	 VEN	180 189 185 186 177 224	1141	190.17	-316
87.	Chin, Victoria	 MAS	207 202 200 159 184 189	1141	190.17	-316
88.	Marcano, Alicia	 VEN	145 202 206 202 213 172	1140	190.00	-317
89.	De Faria, Patricia	 VEN	192 205 167 203 196 175	1138	189.67	-319
90.	Andersson, Ida	 SWE	160 186 181 213 193 204	1137	189.50	-320
91.	Milki, Ng	 HKG	157 212 185 202 177 203	1136	189.33	-321
92.	Petursdottir, Astros	 ISL	214 189 172 213 159 189	1136	189.33	-321
93.	Yuan, Yue	 CHN	157 202 185 206 179 206	1135	189.17	-322
94.	Gauthier, Lynne	 CAN	207 190 191 190 188 168	1134	189.00	-323
95.	O'Keefe, Shannon	 USA	196 184 167 162 197 227	1133	188.83	-324
96.	Rodriguez, Maria J.	 COL	180 206 188 160 199 200	1133	188.83	-324
97.	Manninen, Heidi	 FIN	195 156 239 181 204 152	1127	187.83	-330
98.	Mas, Cristina	 ESP	180 176 182 191 190 207	1126	187.67	-331
99.	Gongora, Sandra	 MEX	156 169 209 198 189 205	1126	187.67	-331
100.	Whiting, Rebecca	 AUS	148 202 182 192 218 182	1124	187.33	-333
101.	Esteban, Virginia	 ESP	165 199 199 226 168 167	1124	187.33	-333
102.	Larasati, Alisha Nabila	 INA	197 207 167 198 171 180	1120	186.67	-337
103.	Shcherbinina, Natalia	 UKR	183 214 248 144 189 142	1120	186.67	-337
104.	Yip, Joey	 HKG	155 221 189 172 182 190	1109	184.83	-348
105.	Zoe, Tam	 HKG	213 186 162 156 162 229	1108	184.67	-349
106.	Jiménez, Mónica	 ESP	147 235 190 185 201 145	1103	183.83	-354
107.	Ruiz, Andrea	 COL	180 199 195 179 186 162	1101	183.50	-356
108.	Lin, I-Heng	 TPE	160 166 179 213 169 211	1098	183.00	-359
109.	Li, Qing	 CHN	173 169 211 138 215 179	1085	180.83	-372
110.	Li, Shiau-Ping	 TPE	185 179 190 190 182 159	1085	180.83	-372
111.	Hoyte, Janice	 BAH	183 197 161 149 205 186	1081	180.17	-376
112.	Baker, Narelle	 AUS	187 172 153 177 217 172	1078	179.67	-379
113.	Joan, Cheng	 HKG	139 149 169 228 220 168	1073	178.83	-384
114.	Abu Oube, Kholoud	 UAE	167 172 176 149 192 215	1071	178.50	-386
115.	Kononenko, Liliia	 UKR	156 176 159 252 154 167	1064	177.33	-393
116.	Thorisdottir, Dagny E	 ISL	170 162 213 189 170 159	1063	177.17	-394
117.	Hernandez, Bea	 PHI	211 141 192 189 170 159	1062	177.00	-395
118.	Garcia, Vanesa	 ESP	159 205 203 164 144 186	1061	176.83	-396
119.	Chloe, Lee	 HKG	199 201 165 152 181 160	1058	176.33	-399
120.	Rioux, Isabelle	 CAN	180 170 193 160 168 185	1056	176.00	-401
121.	Stampe, Maria	 DEN	170 128 165 198 146 235	1042	173.67	-415
122.	Tupitska, Iryna	 UKR	168 173 172 160 193 170	1036	172.67	-421



World Women Championships

Khalifa International Bowling Center, Zayed Sports City
Abu Dhabi, UAE
December 5 – 14, 2015

123.	Raizman, Natalia	 UKR	164 170 170 191 187 153	1035	172.50	-422
124.	Sramkova, Kristina	 SVK	152 225 194 162 152 149	1034	172.33	-423
125.	Wang, Han	 CHN	173 212 160 162 152 171	1030	171.67	-427
126.	Bragadottir, Katrin F	 ISL	178 169 154 183 137 196	1017	169.50	-440
127.	Allen, Emily	 ENG	159 174 156 181 147 194	1011	168.50	-446
128.	Jonasdottir, Hafdis P	 ISL	181 157 169 170 177 152	1006	167.67	-451
129.	Al Hammadi, Hind	 UAE	167 144 160 204 162 167	1004	167.33	-453
130.	Wu, Sugun	 CHN	159 167 145 136 191 203	1001	166.83	-456
131.	Ataei, Sara	 IRI	163 189 171 147 150 176	996	166.00	-461
132.	Vanaki, Maryam	 IRI	159 158 161 145 190 179	992	165.33	-465
133.	Mendicoa, Keyla	 ESP	169 206 140 155 179 141	990	165.00	-467
134.	Gunnarsdottir, Gudny	 ISL	181 127 155 165 152 197	977	162.83	-480
135.	Del Olmo, Sara	 ESP	132 123 190 179 182 164	970	161.67	-487
136.	Al Hammadi, Zainab	 UAE	145 182 128 186 158 159	958	159.67	-499
137.	Magnusdottir, Linda H	 ISL	147 171 140 148 172 169	947	157.83	-510
138.	Ryngwelska, Iga	 POL	167 159 122 156 171 165	940	156.67	-517
139.	McClain, Marina	 BAH	204 168 163 134 131 136	936	156.00	-521
140.	Al Mulla, Sarah	 UAE	139 160 157 180 139 156	931	155.17	-526
141.	Al Sharqi, Rahma	 UAE	189 140 154 125 148 150	906	151.00	-551
142.	Moradi, Arina	 IRI	143 166 179 98 141 155	882	147.00	-575
143.	Thabet, Sarah	 UAE	108 182 115 155 140 160	860	143.33	-597
144.	Harts, Paula	 BAH	142 116 144 138 139 154	833	138.83	-624
145.	Naami, Khadijeh	 IRI	109 127 160 143 114 112	765	127.50	-692



Doubles Women Final

Average score: 236.75 Average score per game: G1
236.75

Place	Country	Team	Player	G1	Total	Avg	Diff
1.		USA	U.S.A. 1	McEwan, Danielle	247	247	247.00
				Kulick, Kelly	239	239	239.00
				486	486	243.00	0
2.		KOR	Korea 2	Son, Hyerin	204	204	204.00
				Jeon, Eunhee	257	257	257.00
				461	461	230.50	-25

Doubles Women Semi Final

Average score: 216.25 Average score per game: G1
216.25

Place	Country	Team	Player	G1	Total	Avg	Diff
1.		USA	U.S.A. 1	McEwan, Danielle	205	205	205.00
				Kulick, Kelly	248	248	248.00
				453	453	226.50	0
2.		SIN	Singapore 3	Tan, Cherie	228	228	228.00
				Ng, Shayna	184	184	184.00
				412	412	206.00	-41

Doubles Women Semi Final 2

Average score: 216.50 Average score per game: G1
216.50

Place	Country	Team	Player	G1	Total	Avg	Diff
1.		KOR	Korea 2	Son, Hyerin	220	220	220.00
				Jeon, Eunhee	224	224	224.00
				444	444	222.00	0
2.		DEN	Denmark 1	Jensen, Mai Ginge	246	246	246.00
				Brøndsted, Britt	176	176	176.00
				422	422	211.00	-22

Lane pattern category: Short
















Lane pattern: WTBA Los Angeles 36 feet

Qualification Results for Doubles - Women

Place	Country	Team	G1	G2	G3	G4	G5	G6	Total	Avg	Diff
1.	 USA	U.S.A. 1 McEwan, Danielle Kulick, Kelly	485	485	453	433	505	482	2843	236.92	0
			227	238	227	232	247	235	1406	234.33	
			258	247	226	201	258	247	1437	239.50	
2.	 DEN	Denmark 1 Jensen, Mai Ginge Brøndsted, Britt	475	477	378	457	513	512	2812	234.33	-31
			218	233	185	233	255	233	1357	226.17	
			257	244	193	224	258	279	1455	242.50	
3.	 KOR	Korea 2 Son, Hyerin Jeon, Eunhee	461	455	490	486	443	449	2784	232.00	-59
			216	276	278	224	213	203	1410	235.00	
			245	179	212	262	230	246	1374	229.00	
4.	 SIN	Singapore 3 Tan, Cherie Ng, Shayna	450	496	484	436	458	451	2775	231.25	-68
			235	238	235	212	244	234	1398	233.00	
			215	258	249	224	214	217	1377	229.50	
5.	 MAS	Malaysia 2 Chin, Victoria Koh, Sharon	469	438	481	403	546	437	2774	231.17	-69
			235	224	243	195	279	222	1398	233.00	
			234	214	238	208	267	215	1376	229.33	
6.	 GER	Germany 2 Geissler, Nadine Pöppler, Birgit	432	459	479	515	351	493	2729	227.42	-114
			218	202	230	279	182	246	1357	226.17	
			214	257	249	236	169	247	1372	228.67	
7.	 SWE	Sweden 3 Persson Planefors, Joline Flack, Nina	449	382	505	427	468	495	2726	227.17	-117
			246	205	279	238	215	238	1421	236.83	
			203	177	226	189	253	257	1305	217.50	
8.	 MAS	Malaysia 1 Roslan, Natasha Sin, Li Jane	503	407	477	446	485	375	2693	224.42	-150
			258	194	248	211	206	176	1293	215.50	
			245	213	229	235	279	199	1400	233.33	
9.	 UKR	Ukraine 2 Roshchenko, Olena Kovalova, Daria	388	446	464	453	514	421	2686	223.83	-157
			197	226	207	196	266	178	1270	211.67	
			191	220	257	257	248	243	1416	236.00	
10.	 SIN	Singapore 2 New, Hui Fen Tan, Jazreel	493	432	413	435	493	420	2686	223.83	-157
			234	234	210	233	244	205	1360	226.67	
			259	198	203	202	249	215	1326	221.00	
11.	 KOR	Korea 3 Hwang, Yeonju Jung, Dawun	405	411	474	441	455	491	2677	223.08	-166
			183	210	226	183	238	279	1319	219.83	
			222	201	248	258	217	212	1358	226.33	
12.	 KOR	Korea 1 Kim, Jinsun Baek, Seungja	472	427	473	445	428	432	2677	223.08	-166
			233	203	236	183	220	205	1280	213.33	
			239	224	237	262	208	227	1397	232.83	
13.	 SWE	Sweden 1 Andersson, Ida Larsen, Rebecka	493	450	386	424	455	460	2668	222.33	-175
			224	224	207	225	227	214	1321	220.17	
			269	226	179	199	228	246	1347	224.50	
14.	 MAS	Malaysia 3 Cheah, Esther	515	476	474	397	391	407	2660	221.67	-183
			278	264	248	199	179	226	1394	232.33	












World Women Championships
















Khalifa International Bowling Center, Zayed Sports City
Abu Dhabi, UAE
December 5 – 14, 2015













		Afifah, Syaidatul	237	212	226	198	212	181	1266	211.00	
15.	 AUS	Australia 3	467	415	521	398	439	416	2656	221.33	-187
		Commane, Kaitlyn	247	190	236	200	243	215	1331	221.83	
		Whiting, Rebecca	220	225	285	198	196	201	1325	220.83	
16.	 ENG	England 3	420	469	461	456	440	403	2649	220.75	-194
		Hopcroft, Danni	204	244	232	209	257	214	1360	226.67	
		John, Lisa	216	225	229	247	183	189	1289	214.83	
17.	 VEN	Venezuela 2	547	413	394	462	384	436	2636	219.67	-207
		De Faria, Patricia	258	211	228	226	197	202	1322	220.33	
		Marcano, Karen	289	202	166	236	187	234	1314	219.00	
18.	 VEN	Venezuela 1	372	353	432	546	511	408	2622	218.50	-221
		Gonzalez, Joan	187	180	216	277	300	182	1342	223.67	
		Marcano, Alicia	185	173	216	269	211	226	1280	213.33	
19.	 USA	U.S.A. 2	493	431	437	423	393	442	2619	218.25	-224
		Pluhowsky, Shannon	237	185	225	189	180	220	1236	206.00	
		Johnson, Liz	256	246	212	234	213	222	1383	230.50	
20.	 ENG	England 1	371	410	443	460	467	459	2610	217.50	-233
		Reay, Keira	191	196	259	246	204	223	1319	219.83	
		Allsebrook, Jo	180	214	184	214	263	236	1291	215.17	
21.	 COL	Colombia 1	483	421	446	461	434	365	2610	217.50	-233
		Restrepo, Rocio	234	183	219	226	244	174	1280	213.33	
		Guerrero, Clara J.	249	238	227	235	190	191	1330	221.67	
22.	 FIN	Finland 1	495	390	426	426	433	437	2607	217.25	-236
		Manninen, Heidi	269	188	215	227	170	201	1270	211.67	
		Pasanen, Sanna	226	202	211	199	263	236	1337	222.83	
23.	 MEX	Mexico 2	483	417	427	438	421	400	2586	215.50	-257
		Gongora, Sandra	267	228	212	243	218	187	1355	225.83	
		Lomeli, Iliana	216	189	215	195	203	213	1231	205.17	
24.	 SWE	Sweden 2	409	432	455	415	461	412	2584	215.33	-259
		Johansson, Victoria	206	257	238	181	235	155	1272	212.00	
		Wegner, Jenny	203	175	217	234	226	257	1312	218.67	
25.	 GER	Germany 1	455	425	368	463	421	442	2574	214.50	-269
		Beuthner, Laura	278	200	214	205	227	258	1382	230.33	
		Luoto, Patricia	177	225	154	258	194	184	1192	198.67	
26.	 AUS	Australia 1	400	383	431	445	424	483	2566	213.83	-277
		Pilkington, Kate	206	233	193	245	247	259	1383	230.50	
		Baker, Narelle	194	150	238	200	177	224	1183	197.17	
27.	 PHI	Philippines 3	345	427	430	444	446	465	2557	213.08	-286
		Posadas, Lara	201	225	236	258	223	241	1384	230.67	
		Tabora, Krizziah	144	202	194	186	223	224	1173	195.50	
28.	 MEX	Mexico 3	451	414	424	385	421	462	2557	213.08	-286
		Alvarez, Pamela	214	244	209	204	223	197	1291	215.17	
		Hernandez, Veronica	237	170	215	181	198	265	1266	211.00	
29.	 CAN	Canada 3	449	438	384	468	380	424	2543	211.92	-300

World Women Championships






Khalifa International Bowling Center, Zayed Sports City
Abu Dhabi, UAE
December 5 – 14, 2015


			Panas, Miranda	204	253	203	265	202	240	1367	227.83	
			Rioux, Isabelle	245	185	181	203	178	184	1176	196.00	
30.		SIN	Singapore 1	410	412	406	397	481	425	2531	210.92	-312
			Yeo, Joey	206	208	204	209	265	192	1284	214.00	
			Tan, Daphne	204	204	202	188	216	233	1247	207.83	
31.		INA	Indonesia 1	358	402	468	467	441	391	2527	210.58	-316
			Armein, Putty Insavilla	167	200	220	230	224	200	1241	206.83	
			Roumimper, Tannya	191	202	248	237	217	191	1286	214.33	
32.		DEN	Denmark 2	482	412	425	425	410	355	2509	209.08	-334
			Wedel, Sascha	258	224	254	215	212	189	1352	225.33	
			Hansen, Christine	224	188	171	210	198	166	1157	192.83	
33.		COL	Colombia 3	409	418	401	452	416	410	2506	208.83	-337
			Rico, Natalia	187	181	195	224	201	221	1209	201.50	
			Ramirez, Anggie	222	237	206	228	215	189	1297	216.17	
34.		CAN	Canada 1	434	393	393	430	421	412	2483	206.92	-360
			Calberry, Valerie	244	213	215	225	200	215	1312	218.67	
			Orlikowski, Robin	190	180	178	205	221	197	1171	195.17	
35.		PHI	Philippines 2	433	394	407	455	412	375	2476	206.33	-367
			Hernandez, Bea	227	195	186	247	215	196	1266	211.00	
			Coronacion, Dyan	206	199	221	208	197	179	1210	201.67	
36.		AUS	Australia 2	414	400	446	403	395	412	2470	205.83	-373
			Voukolos, Rebecca	213	202	209	195	183	168	1170	195.00	
			Buxton, Dena	201	198	237	208	212	244	1300	216.67	
37.		PHI	Philippines 1	439	403	432	398	426	370	2468	205.67	-375
			Del Rosario, Liza	214	187	212	184	227	205	1229	204.83	
			Clutario, Liza	225	216	220	214	199	165	1239	206.50	
38.		VEN	Venezuela 3	357	395	445	463	370	420	2450	204.17	-393
			Alvarez, Esther	168	182	201	206	225	249	1231	205.17	
			Diaz, Eny	189	213	244	257	145	171	1219	203.17	
39.		USA	U.S.A. 3	346	373	448	430	428	422	2447	203.92	-396
			O'Keefe, Shannon	183	172	213	215	215	214	1212	202.00	
			Johnson, Stefanie	163	201	235	215	213	208	1235	205.83	
40.		COL	Colombia 2	447	419	354	370	444	379	2413	201.08	-430
			Ruiz, Andrea	190	209	195	183	257	203	1237	206.17	
			Rodriguez, Maria J.	257	210	159	187	187	176	1176	196.00	
41.		TPE	Taipei Chinese 1	392	418	388	408	448	349	2403	200.25	-440
			Su, Shu-Wen	180	212	168	224	226	191	1201	200.17	
			Pan, Yu-Fen	212	206	220	184	222	158	1202	200.33	
42.		CAN	Canada 2	403	384	407	377	395	434	2400	200.00	-443
			Wong, Felicia	215	189	194	205	224	209	1236	206.00	
			Gauthier, Lynne	188	195	213	172	171	225	1164	194.00	
43.		INA	Indonesia 3	424	396	393	391	398	394	2396	199.67	-447
			Limasantoso, Sharon Adelina	224	201	209	203	213	225	1275	212.50	
			Larasati, Alisha Nabila	200	195	184	188	185	169	1121	186.83	

44.		MEX	Mexico 1	386 323 397 403 465 417 2391	199.25	-452
			Zetter, Aseret	150 169 218 158 231 183 1109	184.83	
			Robles, Lilia	236 154 179 245 234 234 1282	213.67	
45.		TPE	Taipei Chinese 2	352 445 350 369 400 448 2364	197.00	-479
			Chou, Chia-Chen	175 243 168 200 194 240 1220	203.33	
			Tsai, Hsin-Yi	177 202 182 169 206 208 1144	190.67	
46.		GER	Germany 3	420 398 397 392 406 349 2362	196.83	-481
			Schütz, Martina	236 243 204 189 194 180 1246	207.67	
			Kabowski, Lisa	184 155 193 203 212 169 1116	186.00	
47.		CHN	China 1	387 355 399 344 454 411 2350	195.83	-493
			Li, Qing	183 171 193 173 248 226 1194	199.00	
			Wu, Sugjin	204 184 206 171 206 185 1156	192.67	
48.		HKG	Hong Kong, China 3	349 403 438 389 379 360 2318	193.17	-525
			Joan, Cheng	164 203 214 202 177 179 1139	189.83	
			Milki, Ng	185 200 224 187 202 181 1179	196.50	
49.		ENG	England 2	408 399 332 382 396 386 2303	191.92	-540
			Allen, Emily	203 222 157 186 172 176 1116	186.00	
			Maciver, Katrina	205 177 175 196 224 210 1187	197.83	
50.		INA	Indonesia 2	316 368 374 333 478 398 2267	188.92	-576
			Indryati, Aldila	152 176 202 146 255 182 1113	185.50	
			Nuramalina, Nadia Pramanik	164 192 172 187 223 216 1154	192.33	
51.		ESP	Spain 3	378 363 376 384 402 361 2264	188.67	-579
			Mas, Cristina	193 160 194 201 210 190 1148	191.33	
			Esteban, Virginia	185 203 182 183 192 171 1116	186.00	
52.		HKG	Hong Kong, China 2	379 351 389 384 366 388 2257	188.08	-586
			Chloe, Lee	186 149 153 201 168 204 1061	176.83	
			Chan, Shuk Han	193 202 236 183 198 184 1196	199.33	
53.		UKR	Ukraine 3	379 352 354 388 347 428 2248	187.33	-595
			Tupitska, Iryna	212 164 177 202 186 225 1166	194.33	
			Shcherbinina, Natalia	167 188 177 186 161 203 1082	180.33	
54.		CHN	China 3	420 358 295 393 389 382 2237	186.42	-606
			Kong, Min	205 171 159 187 196 191 1109	184.83	
			Peng, Rui	215 187 136 206 193 191 1128	188.00	
55.		HKG	Hong Kong, China 1	346 399 413 386 357 306 2207	183.92	-636
			Zoe, Tam	188 172 187 180 186 147 1060	176.67	
			Yip, Joey	158 227 226 206 171 159 1147	191.17	
56.		ISL	Iceland 2	333 341 377 409 412 329 2201	183.42	-642
			Thorisdottir, Dagny E	172 180 195 192 199 175 1113	185.50	
			Petursdottir, Astros	161 161 182 217 213 154 1088	181.33	
57.		TPE	Taipei Chinese 3	349 393 380 399 368 308 2197	183.08	-646
			Li, Shiau-Ping	182 222 179 192 183 153 1111	185.17	
			Lin, I-Heng	167 171 201 207 185 155 1086	181.00	
58.		UKR	Ukraine 1	342 306 344 396 308 439 2135	177.92	-708
			Raizman, Natalia	189 167 148 202 167 247 1120	186.67	

		Kononenko, Lillia	153	139	196	194	141	192	1015	169.17	
59.		ESP Spain 1	337	329	371	306	449	339	2131	177.58	-712
		Mendicoa, Keyla	168	177	178	129	268	164	1084	180.67	
		Garcia, Vanesa	169	152	193	177	181	175	1047	174.50	
60.		UAE UAE 3	347	387	370	324	347	347	2122	176.83	-721
		Al Hammadi, Hind	164	161	165	152	165	168	975	162.50	
		Abu Qube, Kholoud	183	226	205	172	182	179	1147	191.17	
61.		CHN China 2	373	393	325	337	339	327	2094	174.50	-749
		Wang, Han	181	158	172	159	180	182	1032	172.00	
		Yuan, Yue	192	235	153	178	159	145	1062	177.00	
62.		IRI Iran 2	336	354	365	384	297	324	2060	171.67	-783
		Vanaki, Maryam	155	176	168	214	138	156	1007	167.83	
		Ataei, Sara	181	178	197	170	159	168	1053	175.50	
63.		UAE UAE 1	348	381	293	313	327	344	2006	167.17	-837
		Thabet, Sara	179	198	134	154	143	137	945	157.50	
		Al Sharqi, Rahma	169	183	159	159	184	207	1061	176.83	
64.		ESP Spain 2	344	301	312	314	313	397	1981	165.08	-862
		Jiménez, Mónica	184	171	169	184	131	196	1035	172.50	
		Del Olmo, Sara	160	130	143	130	182	201	946	157.67	
65.		UAE UAE 2	296	332	335	344	315	349	1971	164.25	-872
		Al Mulla, Sarah	156	157	167	197	166	197	1040	173.33	
		Al Hammadi, Zainab	140	175	168	147	149	152	931	155.17	
66.		PAN Panama 1	312	294	281	371	348	353	1959	163.25	-884
		Abood, Lizzette	166	131	148	178	162	156	941	156.83	
		Lancini, Tilcia	146	163	133	193	186	197	1018	169.67	
67.		ISL Iceland 3	367	351	302	269	297	371	1957	163.08	-886
		Gunnarsdottir, Gudny	156	181	120	120	153	179	909	151.50	
		Magnusdottir, Linda H	211	170	182	149	144	192	1048	174.67	
68.		ISL Iceland 1	292	346	358	317	337	298	1948	162.33	-895
		Jonasdottir, Hafdis P	161	191	181	145	158	172	1008	168.00	
		Bragadottir, Katrin F	131	155	177	172	179	126	940	156.67	
69.		BAH Bahamas 1	299	331	295	326	333	292	1876	156.33	-967
		Hoyte, Janice	158	147	172	193	184	146	1000	166.67	
		McClain, Marina	141	184	123	133	149	146	876	146.00	
70.		IRI Iran 1	234	300	276	275	309	283	1677	139.75	-1166
		Moradi, Arina	139	176	145	144	159	172	935	155.83	
		Naami, Khadijeh	95	124	131	131	150	111	742	123.67	

Players from make up teams

Country	Player	G1	G2	G3	G4	G5	G6	Total	Avg
	Harts, Paula	136	131	154	141	129	134	825	137.50
	Stampe, Maria	200	204	199	198	151	196	1148	191.33
	Guerra, Aumi	248	225	205	266	184	233	1361	226.83
	Hiltunen, Eliisa	198	212	203	207	187	204	1211	201.83
	Zavjalova, Diana	179	247	202	244	255	214	1341	223.50



World Women Championships

Khalifa International Bowling Center, Zayed Sports City
Abu Dhabi, UAE
December 5 – 14, 2015





 POL	<u>Ryngwelska, Iga</u>	155	163	175	168	155	141	957	159.50
 SVK	<u>Sramkova, Kristina</u>	163	173	211	168	206	133	1054	175.67

Trios Women Final

Lane pattern category: Short
Average score: 214.83



Lane pattern: WTBA Los Angeles 36 feet
Average score per game:G1 214.83

Place	Country	Team	Player	G1	Total	Avg	Diff
1.		Korea 2	Son, Hyerin	237	237	237.00	
			Kim, Jinsun	203	203	203.00	
			Baek, Seungja	255	255	255.00	
				695	695	231.67	0
2.		Singapore 2	Tan, Cherie	180	180	180.00	
			Ng, Shayna	221	221	221.00	
			New, Hui Fen	193	193	193.00	
				594	594	198.00	-101

Trios Women Semi Final 1

Lane pattern category: Short
Average score: 208.83

Lane pattern: WTBA Los Angeles 36 feet
Average score per game:G1 208.83

Place	Country	Team	Player	G1	Total	Avg	Diff
1.		Korea 2	Son, Hyerin	248	248	248.00	
			Kim, Jinsun	199	199	199.00	
			Baek, Seungja	180	180	180.00	
				627	627	209.00	0
2.		U.S.A. 1	Pluhowsky, Shannon	196	196	196.00	
			Kulick, Kelly	215	215	215.00	
			Johnson, Liz	215	215	215.00	
				626	626	208.67	-1

Trios Women Semi Final 2










Lane pattern category: Short
Average score: 198.67

Lane pattern: WTBA Los Angeles 36 feet
Average score per game:G1 198.67

Place	Country	Team	Player	G1	Total	Avg	Diff
1.		Singapore 2	Tan, Cherie	183	183	183.00	
			Ng, Shayna	195	195	195.00	
			New, Hui Fen	247	247	247.00	
				625	625	208.33	0
2.		England 2	Hopcroft, Danni	200	200	200.00	
			Allsebrook, Jo	188	188	188.00	
			John, Lisa	179	179	179.00	
				567	567	189.00	-58











Qualification Results for Trios - Women

Results for Trios

Place	Country	Team	G1	G2	G3	G4	G5	G6	Total	Avg	Diff
1.	 KOR	Korea 2 Son, Hyerin Kim, Jinsun Baek, Seungja	621	735	723	746	591	700	4116	228.67	0
			193	289	236	255	164	238	1375	229.17	
			214	236	249	234	212	212	1357	226.17	
			214	210	238	257	215	250	1384	230.67	
2.	 SIN	Singapore 2 Tan, Cherie Ng, Shayna New, Hui Fen	641	683	737	635	708	676	4080	226.67	-36
			207	258	244	204	268	200	1381	230.17	
			244	183	279	225	233	251	1415	235.83	
			190	242	214	206	207	225	1284	214.00	
3.	 ENG	England 2 Hopcroft, Danni Allsebrook, Jo John, Lisa	659	680	638	676	723	680	4056	225.33	-60
			245	200	178	206	231	193	1253	208.83	
			247	235	225	223	246	220	1396	232.67	
			167	245	235	247	246	267	1407	234.50	
4.	 USA	U.S.A. 1 Pluhowsky, Shannon Kulick, Kelly Johnson, Liz	634	664	740	769	601	631	4039	224.39	-77
			192	225	256	247	203	225	1348	224.67	
			204	224	215	244	191	197	1275	212.50	
			238	215	269	278	207	209	1416	236.00	
5.	 SIN	Singapore 1 Tan, Daphne Yeo, Joey Tan, Jazreel	685	713	590	673	714	659	4034	224.11	-82
			248	235	181	214	214	242	1334	222.33	
			217	279	203	246	254	226	1425	237.50	
			220	199	206	213	246	191	1275	212.50	
6.	 SWE	Sweden 2 Persson Planefors, Joline Wegner, Jenny Flack, Nina	626	715	662	674	657	664	3998	222.11	-118
			188	246	214	238	195	183	1264	210.67	
			191	236	235	222	237	244	1365	227.50	
			247	233	213	214	225	237	1369	228.17	
7.	 SWE	Sweden 1 Larsen, Rebecka Andersson, Ida Johansson, Victoria	695	663	684	602	616	727	3987	221.50	-129
			268	194	205	211	213	269	1360	226.67	
			211	246	279	192	188	233	1349	224.83	
			216	223	200	199	215	225	1278	213.00	
8.	 INA	Indonesia 1 Armein, Putty Insavilla Limansantoso, Sharon Adelina Roumimper, Tannya	577	637	692	703	642	686	3937	218.72	-179
			189	230	222	251	208	227	1327	221.17	
			177	196	230	226	226	212	1267	211.17	
			211	211	240	226	208	247	1343	223.83	
9.	 USA	U.S.A. 2 McEwan, Danielle O'Keefe, Shannon Johnson, Stefanie	621	665	666	655	655	621	3883	215.72	-233
			268	258	191	215	227	208	1367	227.83	
			154	203	185	244	238	191	1215	202.50	
			199	204	290	196	190	222	1301	216.83	


World Women Championships











Khalifa International Bowling Center, Zayed Sports City
Abu Dhabi, UAE
December 5 – 14, 2015








10.		CAN	Canada 1	583 608 780 608 650 653	3882	215.67	-234
			Gauthier, Lynne	153 181 276 199 209 257	1275	212.50	
			Rioux, Isabelle	243 235 258 216 229 214	1395	232.50	
			Orlikowski, Robin	187 192 246 193 212 182	1212	202.00	
11.		AUS	Australia 2	535 689 671 670 606 686	3857	214.28	-259
			Buxton, Dena	144 176 169 248 213 269	1219	203.17	
			Commane, Kaitlyn	187 235 203 181 181 204	1191	198.50	
			Whiting, Rebecca	204 278 299 241 212 213	1447	241.17	
12.		DEN	Denmark 1	682 641 672 582 643 629	3849	213.83	-267
			Wedel, Sascha	244 213 223 173 207 236	1296	216.00	
			Jensen, Mai Ginge	237 224 224 213 223 209	1330	221.67	
			Brøndsted, Britt	201 204 225 196 213 184	1223	203.83	
13.		KOR	Korea 1	584 652 700 687 591 616	3830	212.78	-286
			Jeon, Eunhee	224 237 216 234 205 204	1320	220.00	
			Hwang, Yeonju	178 201 256 199 212 216	1262	210.33	
			Jung, Dawun	182 214 228 254 174 196	1248	208.00	
14.		GER	Germany 2	534 760 667 638 562 628	3789	210.50	-327
			Luoto, Patricia	157 246 206 185 174 231	1199	199.83	
			Beuthner, Laura	192 237 246 217 195 172	1259	209.83	
			Pöppler, Birgit	185 277 215 236 193 225	1331	221.83	
15.		FIN	Finland 1	644 683 627 647 592 577	3770	209.44	-346
			Hiltunen, Eliisa	196 245 186 233 167 216	1243	207.17	
			Manninen, Heidi	243 180 215 192 212 157	1199	199.83	
			Pasanen, Sanna	205 258 226 222 213 204	1328	221.33	
16.		GER	Germany 1	621 575 664 594 667 639	3760	208.89	-356
			Kabowski, Lisa	217 173 221 211 202 185	1209	201.50	
			Schütz, Martina	167 188 226 192 232 227	1232	205.33	
			Geissler, Nadine	237 214 217 191 233 227	1319	219.83	
17.		PHI	Philippines 1	636 689 666 656 531 549	3727	207.06	-389
			Posadas, Lara	191 208 232 227 168 198	1224	204.00	
			Hernandez, Bea	222 255 165 216 190 159	1207	201.17	
			Coronacion, Dyan	223 226 269 213 173 192	1296	216.00	
18.		MAS	Malaysia 2	664 666 583 543 632 631	3719	206.61	-397
			Cheah, Esther	257 203 209 171 194 200	1234	205.67	
			Affah, Syaidatul	215 234 185 203 205 215	1257	209.50	
			Sin, Li Jane	192 229 189 169 233 216	1228	204.67	
19.		CAN	Canada 2	600 686 594 595 604 624	3703	205.72	-413
			Wong, Felicia	161 225 172 243 195 208	1204	200.67	
			Panas, Miranda	232 247 234 170 195 227	1305	217.50	
			Calberry, Valerie	207 214 188 182 214 189	1194	199.00	

World Women Championships

Khalifa International Bowling Center, Zayed Sports City
Abu Dhabi, UAE
December 5 – 14, 2015

20.		COL	Colombia 1	687 700 594 578 528 582	3669	203.83	-447
			Ramirez, Anggie	247 234 228 190 168 152	1219	203.17	
			Restrepo, Rocío	216 219 158 182 173 235	1183	197.17	
			Guerrero, Clara J.	224 247 208 206 187 195	1267	211.17	
21.		MAS	Malaysia 1	695 541 678 550 656 536	3656	203.11	-460
			Roslan, Natasha	225 191 223 189 206 189	1223	203.83	
			Chin, Victoria	236 177 220 164 233 165	1195	199.17	
			Koh, Sharon	234 173 235 197 217 182	1238	206.33	
22.		VEN	Venezuela 1	593 610 626 633 609 568	3639	202.17	-477
			De Faria, Patricia	222 206 197 222 192 180	1219	203.17	
			Gonzalez, Joan	207 182 195 186 201 189	1160	193.33	
			Diaz, Eny	164 222 234 225 216 199	1260	210.00	
23.		TPE	Taipei Chinese 2	568 592 585 580 680 625	3630	201.67	-486
			Chou, Chia-Chen	184 205 202 182 214 194	1181	196.83	
			Su, Shu-Wen	205 161 189 201 258 214	1228	204.67	
			Pan, Yu-Fen	179 226 194 197 208 217	1221	203.50	
24.		VEN	Venezuela 2	569 661 598 626 560 577	3591	199.50	-525
			Alvarez, Esther	200 188 202 227 206 183	1206	201.00	
			Marcano, Karen	194 246 216 208 202 194	1260	210.00	
			Marcano, Alicia	175 227 180 191 152 200	1125	187.50	
25.		AUS	Australia 1	630 560 595 587 682 521	3575	198.61	-541
			Voukolos, Rebecca	259 161 196 237 247 195	1295	215.83	
			Baker, Narelle	186 226 184 178 234 159	1167	194.50	
			Pilkington, Kate	185 173 215 172 201 167	1113	185.50	
26.		MEX	Mexico 1	590 606 624 604 551 584	3559	197.72	-557
			Zetter, Aseret	248 234 225 245 193 211	1356	226.00	
			Alvarez, Pamela	172 169 227 146 157 179	1050	175.00	
			Hernandez, Veronica	170 203 172 213 201 194	1153	192.17	
27.		COL	Colombia 2	582 580 702 594 529 569	3556	197.56	-560
			Ruiz, Andrea	199 181 231 213 166 201	1191	198.50	
			Rico, Natalia	169 186 206 202 167 185	1115	185.83	
			Rodriguez, Maria J.	214 213 265 179 196 183	1250	208.33	
28.		MEX	Mexico 2	518 611 574 614 606 622	3545	196.94	-571
			Gongora, Sandra	156 204 200 219 181 228	1188	198.00	
			Robles, Lilia	193 207 202 186 222 192	1202	200.33	
			Lomeli, Iliana	169 200 172 209 203 202	1155	192.50	
29.		ENG	England 1	566 630 554 597 597 595	3539	196.61	-577
			Maciver, Katrina	181 170 192 218 221 157	1139	189.83	
			Allen, Emily	181 181 136 172 171 213	1054	175.67	
			Reay, Keira	204 279 226 207 205 225	1346	224.33	

30.		TPE	Taipei Chinese 1	614 545 639 569 566 596	3529	196.06	-587
			Tsai, Hsin-Yi	199 200 214 192 187 171	1163	193.83	
			Lin, I-Heng	192 171 201 204 176 203	1147	191.17	
			Li, Shiau-Ping	223 174 224 173 203 222	1219	203.17	
31.		HKG	Hong Kong, China 1	584 585 654 549 632 520	3524	195.78	-592
			Zoe, Tam	215 196 222 176 194 171	1174	195.67	
			Chloe, Lee	124 164 153 172 180 159	952	158.67	
			Yip, Joey	245 225 279 201 258 190	1398	233.00	
32.		INA	Indonesia 2	551 648 590 582 606 530	3507	194.83	-609
			Nuramalina, Nadia Pramanik	150 215 178 190 195 177	1105	184.17	
			Indryati, Aldila	190 235 221 181 223 165	1215	202.50	
			Larasati, Alisha Nabila	211 198 191 211 188 188	1187	197.83	
33.		CHN	China 1	583 520 511 571 678 526	3389	188.28	-727
			Li, Qing	179 131 165 200 257 181	1113	185.50	
			Kong, Min	193 177 166 177 245 157	1115	185.83	
			Peng, Rui	211 212 180 194 176 188	1161	193.50	
34.		UKR	Ukraine 1	481 587 613 524 601 569	3375	187.50	-741
			Roshchenko, Olena	162 203 163 205 247 189	1169	194.83	
			Kovalova, Daria	168 235 267 148 196 184	1198	199.67	
			Raizman, Natalia	151 149 183 171 158 196	1008	168.00	
35.		PHI	Philippines 2	537 513 626 575 549 574	3374	187.44	-742
			Del Rosario, Liza	194 185 195 180 171 170	1095	182.50	
			Tabora, Krizziah	142 147 216 226 197 190	1118	186.33	
			Clutario, Liza	201 181 215 169 181 214	1161	193.50	
36.		HKG	Hong Kong, China 2	523 611 602 557 489 482	3264	181.33	-852
			Joan, Cheng	188 244 190 188 140 166	1116	186.00	
			Milki, Ng	170 184 217 205 178 144	1098	183.00	
			Chan, Shuk Han	165 183 195 164 171 172	1050	175.00	
37.		UAE	UAE 2	460 563 509 556 637 535	3260	181.11	-856
			Al Hammadi, Hind	144 220 175 177 199 203	1118	186.33	
			Al Hammadi, Zainab	126 148 147 184 192 154	951	158.50	
			Abu Qube, Kholoud	190 195 187 195 246 178	1191	198.50	
38.		ESP	Spain 2	478 514 525 630 526 580	3253	180.72	-863
			Mas, Cristina	128 174 181 225 200 216	1124	187.33	
			Esteban, Virginia	206 190 183 243 186 179	1187	197.83	
			Jiménez, Mónica	144 150 161 162 140 185	942	157.00	
39.		UKR	Ukraine 2	498 556 516 528 629 502	3229	179.39	-887
			Tupitska, Iryna	175 202 157 212 202 153	1101	183.50	
			Shcherbinina, Natalia	151 146 181 168 215 184	1045	174.17	
			Kononenko, Liliia	172 208 178 148 212 165	1083	180.50	

40.		ISL	Iceland 1	486 517 572 474 528 533 3110	172.78	-1006
			Petursdottir, Astros	150 184 227 139 142 173 1015	169.17	
			Jonasdottir, Hafdis P	174 155 161 149 180 186 1005	167.50	
			Thorisdottir, Dagny E	162 178 184 186 206 174 1090	181.67	
41.		ESP	Spain 1	477 473 609 535 560 427 3081	171.17	-1035
			Del Olmo, Sara	160 163 236 163 182 149 1053	175.50	
			Mendicoa, Keyla	160 160 216 227 193 159 1115	185.83	
			Garcia, Vanesa	157 150 157 145 185 119 913	152.17	
42.		CHN	China 2	499 560 449 512 560 492 3072	170.67	-1044
			Wang, Han	142 170 144 191 202 145 994	165.67	
			Yuan, Yue	209 179 140 172 154 167 1021	170.17	
			Wu, Suqin	148 211 165 149 204 180 1057	176.17	
43.		ISL	Iceland 2	510 462 431 478 477 516 2874	159.67	-1242
			Gunnarsdottir, Gudny	179 134 131 169 127 154 894	149.00	
			Magnusdottir, Linda H	179 155 141 163 191 211 1040	173.33	
			Bragadottir, Katrin F	152 173 159 146 159 151 940	156.67	
44.		IRI	Iran 1	464 520 455 504 428 476 2847	158.17	-1269
			Vanaki, Maryam	140 214 146 138 157 175 970	161.67	
			Ataei, Sara	183 182 183 223 134 148 1053	175.50	
			Moradi, Arina	141 124 126 143 137 153 824	137.33	
45.		BAH	Bahamas 1	482 426 463 459 483 398 2711	150.61	-1405
			Hoyte, Janice	172 137 133 155 162 157 916	152.67	
			Harts, Paula	131 107 147 126 157 136 804	134.00	
			McClain, Marina	179 182 183 178 164 105 991	165.17	
46.		UAE	UAE 1	459 451 413 381 452 511 2667	148.17	-1449
			Al Mulla, Sarah	143 140 146 127 171 181 908	151.33	
			Thabet, Sarah	136 133 136 128 154 157 844	140.67	
			Al Sharqi, Rahma	180 178 131 126 127 173 915	152.50	

Players from make up teams

Country	Player	G1	G2	G3	G4	G5	G6	Total	Avg
	DEN Hansen, Christine	235	235	201	206	227	187	1291	215.17
	DEN Stampe, Maria	229	181	180	153	198	178	1119	186.50
	DOM Guerra, Aumi	246	221	187	171	204	187	1216	202.67
	IRI Naami, Khadijeh	158	123	147	115	154	120	817	136.17
	LAT Zavjalova, Diana	214	268	236	219	203	213	1353	225.50
	PAN Abood, Lizzette	165	150	107	169	165	191	947	157.83
	PAN Lancini, Tilcia	149	149	159	177	179	172	985	164.17
	POL Ryngwelska, Iga	141	135	161	107	139	181	864	144.00
	SVK Sramkova, Kristina	160	215	195	195	171	167	1103	183.83

Team of Five Women Final

Lane pattern category: Short

Average score: 222.80

Lane pattern: WTBA Los Angeles 36 feet

Average score per game: **G1**
222.80

Place	Country	Team	Player	G1	Total	Avg	Diff
1.		USA U.S.A. 1	Pluhowsky, Shannon	238	238	238.00	
			O'Keefe, Shannon	214	214	214.00	
			Kulick, Kelly	214	214	214.00	
			McEwan, Danielle	202	202	202.00	
			Johnson, Liz	300	300	300.00	
				1168	1168	233.60	0
2.		KOR Korea 1	Son, Hyerin	209	209	209.00	
			Jeon, Eunhee	212	212	212.00	
			Kim, Jinsun	172	172	172.00	
			Jung, Dawun	268	268	268.00	
			Baek, Seungja	199	199	199.00	
				1060	1060	212.00	-108

Team of Five Women Semi Final 1

Lane pattern category: Short

Lane pattern:

WTBA Los Angeles 36 feet

Average score: 228.20

Average score per game:

G1

228.20

Place	Country	Team	Player	G1	Total	Avg	Diff
1.		KOR	Korea 1	Son, Hyerin	246	246	246.00
				Jeon, Eunhee	204	204	204.00
				Kim, Jinsun	208	208	208.00
				Jung, Dawun	289	289	289.00
				Baek, Seungja	248	248	248.00
				1195	1195	239.00	0
2.		GER	Germany 1	Beuthner, Laura	227	227	227.00
				Schütz, Martina	191	191	191.00
				Luoto, Patricia	224	224	224.00
				Geissler, Nadine	211	211	211.00
				Pöppler, Birgit	234	234	234.00
				1087	1087	217.40	-108

Team of Five Women Semi Final 2

Lane pattern category: Short

Lane pattern:



WTBA Los Angeles 36 feet

Average score: 213.10

Average score per game:





G1


213.10




Place	Country	Team	Player	G1	Total	Avg	Diff
1.		USA	U.S.A. 1	Pluhowsky, Shannon	193	193	193.00
				O'Keefe, Shannon	247	247	247.00
				Kulick, Kelly	195	195	195.00
				McEwan, Danielle	252	252	252.00
				Johnson, Liz	218	218	218.00
				1105	1105	221.00	0
2.		SIN	Singapore 1	Tan, Cherie	181	181	181.00
				Tan, Daphne	213	213	213.00
				Ng, Shayna	208	208	208.00
				New, Hui Fen	198	198	198.00
				Tan, Jazreel	226	226	226.00
				1026	1026	205.20	-79

Qualification Results for Team of Five - Women







Place	Country	Team	G1	G2	G3	G4	G5	G6	Total	Avg	Diff
1.	 KOR	Korea 1	1081	1098	1068	1094	1183	1214	6738	224.60	0
		Jeon, Eunhee	206	224	221	246	248	225	1370	228.33	
		Son, Hyerin	205	165	200	222	256	249	1297	216.17	
		Hwang, Yeonju	197	257	195				649	216.33	
		Kim, Jinsun				227	236	214	677	225.67	
		Jung, Dawun	216	196	236	215	227	270	1360	226.67	
		Baek, Seungja	257	256	216	184	216	256	1385	230.83	
2.	 USA	U.S.A. 1	1053	1108	1103	1169	1134	1103	6670	222.33	-68
		Pluhowsky, Shannon	176	237	210	213	225	204	1265	210.83	
		Johnson, Stefanie	196	197	212				605	201.67	
		O'Keefe, Shannon				289	211	192	692	230.67	
		Kulick, Kelly	197	256	248	194	226	257	1378	229.67	
		McEwan, Danielle	205	205	243	225	215	204	1297	216.17	
		Johnson, Liz	279	213	190	248	257	246	1433	238.83	
3.	 SIN	Singapore 1	1077	1055	1141	1246	984	1061	6564	218.80	-174
		Tan, Cherie	217	180	238	278	171	208	1292	215.33	
		Tan, Daphne				244	196	181	621	207.00	
		Yeo, Joey	207	183	175				565	188.33	
		Ng, Shayna	235	245	258	267	196	228	1429	238.17	
		New, Hui Fen	190	198	223	241	236	211	1299	216.50	
		Tan, Jazreel	228	249	247	216	185	233	1358	226.33	
4.	 GER	Germany 1	1059	1197	1102	1037	1096	1015	6506	216.87	-232
		Beuthner, Laura	225	269	220	187	240	211	1352	225.33	
		Schütz, Martina	244	233	206	208	223	200	1314	219.00	
		Luoto, Patricia	163	246	194	189	226	223	1241	206.83	
		Geissler, Nadine	200	236	235	226	217	225	1339	223.17	
		Pöppler, Birgit	227	213	247	227	190	156	1260	210.00	
5.	 SWE	Sweden 1	1109	1124	1071	1063	1035	1055	6457	215.23	-281
		Larsen, Rebecka	252	247	238	224	171	206	1338	223.00	
		Persson Planefors, Joline	244	202	166	263	279	205	1359	226.50	
		Flack, Nina	171	234	222	191	199	214	1231	205.17	
		Andersson, Ida				199	172	229	600	200.00	
		Johansson, Victoria	196	211	203				610	203.33	
		Wegner, Jenny	246	230	242	186	214	201	1319	219.83	
6.	 MEX	Mexico 1	972	949	1170	1060	1106	1122	6379	212.63	-359
		Robles, Lilia	205	168	207	213	247	211	1251	208.50	
		Alvarez, Pamela				258	226	221	705	235.00	
		Hernandez, Veronica	195	191	234				620	206.67	
		Zetter, Aseret	171	215	233	221	267	233	1340	223.33	
		Lomeli, Iliana	223	160	229	192	185	230	1219	203.17	
		Gongora, Sandra	178	215	267	176	181	227	1244	207.33	

7.		MAS	Malaysia 1	1091	1010	1106	1145	1003	969	6324	210.80	-414
			Cheah, Esther	224	187	236	266	214	233	1360	226.67	
			Roslan, Natasha	214	193	210	214	192	172	1195	199.17	
			Afifah, Syaidatul	172	207	213	244	206	169	1211	201.83	
			Sin, Li Jane	265	209	245	212	192	193	1316	219.33	
			Koh, Sharon	216	214	202	209	199	202	1242	207.00	
8.		VEN	Venezuela 1	1039	1040	988	1146	1132	932	6277	209.23	-461
			De Faria, Patricia	175	155	188	204	206	174	1102	183.67	
			Alvarez, Esther	228	187	199	233	239	170	1256	209.33	
			Diaz, Eny	232	225	168				625	208.33	
			Gonzalez, Joan				213	235	191	639	213.00	
			Marcano, Karen	202	256	228	300	216	186	1388	231.33	
			Marcano, Alicia	202	217	205	196	236	211	1267	211.17	
9.		PHI	Philippines 1	1065	1031	1064	1102	919	1066	6247	208.23	-491
			Del Rosario, Liza	208	214	212	213	171	214	1232	205.33	
			Coronacion, Dyan	171	187	216	279	183	215	1251	208.50	
			Hernandez, Bea				191	191	224	606	202.00	
			Posadas, Lara	258	228	183	247	172	221	1309	218.17	
			Tabora, Krizziah	223	227	191				641	213.67	
			Clutario, Liza	205	175	262	172	202	192	1208	201.33	
10.		ENG	England 1	915	1095	1035	1067	1096	1037	6245	208.17	-493
			Hopcroft, Danni	177	168	169	192	203	182	1091	181.83	
			Maciver, Katrina	183	204	169	233	201	189	1179	196.50	
			Reay, Keira	158	256	258	233	279	224	1408	234.67	
			Allsebrook, Jo	181	245	246	161	237	205	1275	212.50	
			John, Lisa	216	222	193	248	176	237	1292	215.33	
11.		COL	Colombia 1	1110	991	1049	954	1053	1057	6214	207.13	-524
			Ramirez, Anggie	253	203	182	190	268	196	1292	215.33	
			Ruiz, Andrea	213	190	232	174	185	195	1189	198.17	
			Rodriguez, Maria J.	181	201	190	189	198	228	1187	197.83	
			Restrepo, Rocio	205	204	236	201	189	193	1228	204.67	
			Guerrero, Clara J.	258	193	209	200	213	245	1318	219.67	
12.		DEN	Denmark 1	1036	991	1055	1062	1065	947	6156	205.20	-582
			Wedel, Sascha	186	221	179	208	193	182	1169	194.83	
			Stampe, Maria	180	200	236	235	170	175	1196	199.33	
			Hansen, Christine	237	189	213	234	203	198	1274	212.33	
			Jensen, Mai Ginge	210	203	202	204	255	210	1284	214.00	
			Brøndsted, Britt	223	178	225	181	244	182	1233	205.50	
13.		AUS	Australia 1	945	920	1079	1035	1166	998	6143	204.77	-595
			Voukolos, Rebecca	163	163	177				503	167.67	
			Baker, Narelle				243	245	186	674	224.67	
			Pilkington, Kate	190	207	254	211	222	183	1267	211.17	
			Buxton, Dena	193	170	209	179	183	211	1145	190.83	
			Commane, Kaitlyn	216	186	223	205	279	203	1312	218.67	
			Whiting, Rebecca	183	194	216	197	237	215	1242	207.00	

14.		INA	Indonesia 1	1046	999	1043	992	1021	1018	6119	203.97	-619
			Armein, Putty Insavilla	197	254	235	183	216	234	1319	219.83	
			Nuramalina, Nadia Pramanik	204	189	186	228	181	183	1171	195.17	
			Larasati, Alisha Nabila	191	177	196	164	216	212	1156	192.67	
			Limansantoso, Sharon Adelina	239	184	225	215	204	173	1240	206.67	
			Roumimper, Tannya	215	195	201	202	204	216	1233	205.50	
15.		CAN	Canada 1	941	933	923	1011	1036	1044	5888	196.27	-850
			Gauthier, Lynne	191	196	183				570	190.00	
			Wong, Felicia	139	143	170	183	223	205	1063	177.17	
			Calberry, Valerie	180	257	170	207	216	202	1232	205.33	
			Orlikowski, Robin				203	192	221	616	205.33	
			Panas, Miranda	215	185	195	205	178	210	1188	198.00	
			Rioux, Isabelle	216	152	205	213	227	206	1219	203.17	
16.		HKG	Hong Kong, China 1	1022	868	930	1013	1045	1002	5880	196.00	-858
			Chan, Shuk Han	235	184	182	184	181	205	1171	195.17	
			Zoe, Tam	233	172	172	184	194	193	1148	191.33	
			Yip, Joey	211	182	191	189	264	204	1241	206.83	
			Joan, Cheng	170	148	207	234	203	206	1168	194.67	
			Milki, Ng	173	182	178	222	203	194	1152	192.00	
17.		UKR	Ukraine 1	895	993	898	941	1058	955	5740	191.33	-998
			Roshchenko, Olena	185	170	187	201	235	215	1193	198.83	
			Kovalova, Daria	202	205	191	202	203	169	1172	195.33	
			Shcherbinina, Natalia	148	192	181	154	212	215	1102	183.67	
			Tupitska, Iryna	181	236	179	226	181	202	1205	200.83	
			Kononenko, Liliia	179	190	160				529	176.33	
			Raizman, Natalia				158	227	154	539	179.67	
18.		TPE	Taipei Chinese 1	958	1033	942	923	935	938	5729	190.97	-
			Tsai, Hsin-Yi	192	237	184	180	185	190	1168	194.67	
			Chou, Chia-Chen	192	222	208	159	207	161	1149	191.50	
			Su, Shu-Wen	185	205	182	203	195	172	1142	190.33	
			Li, Shiau-Ping	183	177	180				540	180.00	
			Lin, I-Heng				164	145	190	499	166.33	
			Pan, Yu-Fen	206	192	188	217	203	225	1231	205.17	
19.		ISL	Iceland 1	877	968	858	865	1011	987	5566	185.53	-
			Thorisdottir, Dagny E	153	159	156	162	202	248	1080	180.00	
			Petursdottir, Astros	173	238	179	213	207	201	1211	201.83	
			Bragadottir, Katrin F	177	184	189	144	196	219	1109	184.83	
			Jonasdottir, Hafdis P	194	188	167	202	236	160	1147	191.17	
			Magnusdottir, Linda H	180	199	167	144	170	159	1019	169.83	

20.		ESP	Spain 1	873 796 933 1064 887 959	5512	183.73	-1226
			Mas, Cristina	167 162 171 234 179 199	1112	185.33	
			Mendicoa, Keyla	206 144 209 211 195 238	1203	200.50	
			Del Olmo, Sara	214 157 175	546	182.00	
			Garcia, Vanesa	155 141 165	461	153.67	
			Jiménez, Mónica	195 165 200 159 158 166	1043	173.83	
			Esteban, Virginia	150 184 188 246 198 181	1147	191.17	
21.		CHN	China 1	920 862 822 858 896 877	5235	174.50	-1503
			Li, Qing	193 210 181 170 181 201	1136	189.33	
			Yuan, Yue	196 144 170 197 183 122	1012	168.67	
			Wang, Han	116 142 171	429	143.00	
			Wu, Sugin	168 146 140	454	151.33	
			Kong, Min	186 180 170 196 222 189	1143	190.50	
			Peng, Rui	177 182 161 179 168 194	1061	176.83	
22.		UAE	UAE 1	885 777 882 783 894 923	5144	171.47	-1594
			Al Hammadi, Hind	180 136 188 181 181 199	1065	177.50	
			Al Mulla, Sarah	193 166 149 150 178 215	1051	175.17	
			Al Hammadi, Zainab	139 113 171 156 168 161	908	151.33	
			Al Sharqi, Rahma	189 142 177 153 170 159	990	165.00	
			Abu Qube, Kholoud	184 220 197 143 197 189	1130	188.33	

Players from make up teams

Country	Player	G1	G2	G3	G4	G5	G6	Total	Avg
	AUS Baker, Narelle	278	234	234				746	248.67
	AUS Voukolos, Rebecca				182	216	184	582	194.00
	BAH Harts, Paula	117	156	134	103	157	140	807	134.50
	BAH Hoyte, Janice	177	180	200	173	138	128	996	166.00
	BAH McClain, Marina	171	143	146	190	130	176	956	159.33
	CAN Gauthier, Lynne				224	269	168	661	220.33
	CAN Orlikowski, Robin	201	202	180				583	194.33
	CHN Wang, Han	155	178	141				474	158.00
	CHN Wu, Sugin				171	180	171	522	174.00
	COL Rico, Natalia	210	186	172	192	204	202	1166	194.33
	DOM Guerra, Aumi	222	195	190	221	233	161	1222	203.67
	ENG Allen, Emily	192	192	178	192	197	156	1107	184.50
	ESP Del Olmo, Sara	170	173	173				516	172.00
	ESP Garcia, Vanesa				193	201	164	558	186.00
	FIN Hiltunen, Eliisa	194	183	201	226	223	166	1193	198.83
	FIN Manninen, Heidi	199	185	192	145	222	178	1121	186.83
	FIN Pasanen, Sanna	198	243	143	258	223	256	1321	220.17
	GER Kabowski, Lisa	180	216	212	192	189	156	1145	190.83
	HKG Chloe, Lee	152	158	224	189	187	152	1062	177.00










































World Women Championships










































Khalifa International Bowling Center, Zayed Sports City
Abu Dhabi, UAE
December 5 – 14, 2015

	INA	Indryati, Aldila	168	176	208	188	216	182	1138	189.67
	IRI	Ataei, Sara	149	143	180	140	204	186	1002	167.00
	IRI	Moradi, Arina	156	142	133	166	140	137	874	145.67
	IRI	Naami, Khadijeh	158	118	98	139	101	120	734	122.33
	IRI	Vanaki, Maryam	136	142	141	161	166	187	933	155.50
	KOR	Hwang, Yeonju				206	222	190	618	206.00
	KOR	Kim, Jinsun	215	188	206				609	203.00
	LAT	Zavjalova, Diana	194	216	195	233	266	268	1372	228.67
	MAS	Chin, Victoria	181	161	204	211	188	170	1115	185.83
	MEX	Alvarez, Pamela	205	212	206				623	207.67
	MEX	Hernandez, Veronica				203	225	226	654	218.00
	PAN	Abood, Lizzette	224	184	154	146	147	194	1049	174.83
	PAN	Lancini, Tilcia	194	192	142	203	184	224	1139	189.83
	PHI	Hernandez, Bea	174	187	165				526	175.33
	PHI	Tabora, Krizziah				257	175	186	618	206.00
	POL	Ryngwelska, Iga	156	166	151	163	145	212	993	165.50
	SIN	Tan, Daphne	168	205	192				565	188.33
	SIN	Yeo, Joey				233	217	177	627	209.00
	SVK	Sramkova, Kristina	184	191	186	195	195	172	1123	187.17
	SWE	Andersson, Ida	236	192	211				639	213.00
	SWE	Johansson, Victoria				184	177	216	577	192.33
	TPE	Li, Shiau-Ping				214	191	155	560	186.67
	TPE	Lin, I-Heng	212	191	160				563	187.67
	UAE	Thabet, Sara	122	168	121				411	137.00
	UKR	Kononenko, Lillia				144	188	182	514	171.33
	UKR	Raizman, Natalia	201	215	151				567	189.00
	USA	Johnson, Stefanie				216	221	216	653	217.67
	USA	O'Keefe, Shannon	201	209	213				623	207.67
	VEN	Diaz, Eny				170	170	182	522	174.00
	VEN	Gonzalez, Joan	204	221	174				599	199.67

Final results All Event - Women

































Place	Country	Player	TEAM OF FIVE				Total	Avg	Diff
			SINGLES	DOUBLES	TRIOS	Score			
1.	SIN	Ng, Shayna	1366	1377	1415	1429	5587	232.79	0
2.	USA	Johnson, Liz	1354	1383	1416	1433	5586	232.75	-1
3.	KOR	Jeon, Eunhee	1457	1374	1320	1370	5521	230.04	-66
4.	SIN	Tan, Cherie	1395	1398	1381	1292	5466	227.75	-121
5.	KOR	Son, Hyerin	1296	1410	1375	1297	5378	224.08	-209
6.	USA	McEwan, Danielle	1307	1406	1367	1297	5377	224.04	-210
7.	KOR	Baek, Seungja	1171	1397	1384	1385	5337	222.38	-250
8.	FIN	Pasanen, Sanna	1343	1337	1328	1321	5329	222.04	-258
9.	LAT	Zavjalova, Diana	1260	1341	1353	1372	5326	221.92	-261
10.	KOR	Jung, Dawun	1342	1358	1248	1360	5308	221.17	-279
11.	USA	Kulick, Kelly	1215	1437	1275	1378	5305	221.04	-282
12.	SIN	New, Hui Fen	1359	1360	1284	1299	5302	220.92	-285
13.	MAS	Cheah, Esther	1306	1394	1234	1360	5294	220.58	-293
14.	SWE	Wegner, Jenny	1294	1312	1365	1319	5290	220.42	-297
15.	GER	Geissler, Nadine	1260	1357	1319	1339	5275	219.79	-312
16.	KOR	Hwang, Yeonju	1408	1319	1262	1267	5256	219.00	-331
17.	ENG	Reay, Keira	1176	1319	1346	1408	5249	218.71	-338
18.	GER	Beuthner, Laura	1243	1382	1259	1352	5236	218.17	-351
19.	SWE	Larsen, Rebecka	1189	1347	1360	1338	5234	218.08	-353
20.	SWE	Persson Planefors, Joline	1176	1421	1264	1359	5220	217.50	-367
21.	SWE	Flack, Nina	1312	1305	1369	1231	5217	217.38	-370
22.	VEN	Marcano, Karen	1249	1314	1260	1388	5211	217.12	-376
23.	SIN	Yeo, Joey	1304	1284	1425	1192	5205	216.88	-382
24.	GER	Pöppler, Birgit	1237	1372	1331	1260	5200	216.67	-387
25.	MAS	Sin, Li Jane	1245	1400	1228	1316	5189	216.21	-398
26.	ENG	Allsebrook, Jo	1214	1291	1396	1275	5176	215.67	-411
27.	SIN	Tan, Jazreel	1215	1326	1275	1358	5174	215.58	-413
28.	KOR	Kim, Jinsun	1250	1280	1357	1286	5173	215.54	-414
29.	COL	Guerrero, Clara J.	1247	1330	1267	1318	5162	215.08	-425
30.	DEN	Jensen, Mai Ginge	1188	1357	1330	1284	5159	214.96	-428
31.	ENG	John, Lisa	1156	1289	1407	1292	5144	214.33	-443
32.	DEN	Brøndsted, Britt	1230	1455	1223	1233	5141	214.21	-446
33.	AUS	Whiting, Rebecca	1124	1325	1447	1242	5138	214.08	-449

34.		COL	Ramirez, Anggie	1311	1297	1219	1292	5119	213.29	-468
35.		PHI	Posadas, Lara	1197	1384	1224	1309	5114	213.08	-473
36.		CAN	Panas, Miranda	1240	1367	1305	1188	5100	212.50	-487
37.		AUS	Commene, Kaitlyn	1232	1331	1191	1312	5066	211.08	-521
38.		USA	Pluhowsky, Shannon	1215	1236	1348	1265	5064	211.00	-523
39.		MAS	Koh, Sharon	1206	1376	1238	1242	5062	210.92	-525
40.		MAS	Afifah, Syaidatul	1327	1266	1257	1211	5061	210.88	-526
41.		INA	Armein, Putty Insavilla	1163	1241	1327	1319	5050	210.42	-537
42.		INA	Limansantoso, Sharon Adelina	1267	1275	1267	1240	5049	210.38	-538
43.		DEN	Wedel, Sascha	1231	1352	1296	1169	5048	210.33	-539
44.		SWE	Andersson, Ida	1137	1321	1349	1239	5046	210.25	-541
45.		USA	Johnson, Stefanie	1247	1235	1301	1258	5041	210.04	-546
46.		INA	Roumimper, Tannya	1175	1286	1343	1233	5037	209.88	-550
47.		UKR	Kovalova, Daria	1247	1416	1198	1172	5033	209.71	-554
48.		MEX	Zetter, Aseret	1220	1109	1356	1340	5025	209.38	-562
49.		COL	Restrepo, Rocío	1300	1280	1183	1228	4991	207.96	-596
50.		GER	Luoto, Patricia	1353	1192	1199	1241	4985	207.71	-602
51.		MAS	Roslan, Natasha	1274	1293	1223	1195	4985	207.71	-602
52.		PHI	Coronacion, Dyan	1220	1210	1296	1251	4977	207.38	-610
53.		GER	Schütz, Martina	1169	1246	1232	1314	4961	206.71	-626
54.		AUS	Pilkington, Kate	1192	1383	1113	1267	4955	206.46	-632
55.		VEN	Alvarez, Esther	1262	1231	1206	1256	4955	206.46	-632
56.		DOM	Guerra, Aumi	1149	1361	1216	1222	4948	206.17	-639
57.		MEX	Hernandez, Veronica	1254	1266	1153	1274	4947	206.12	-640
58.		SIN	Tan, Daphne	1179	1247	1334	1186	4946	206.08	-641
59.		ENG	Hopcroft, Danni	1239	1360	1253	1091	4943	205.96	-644
60.		AUS	Buxton, Dena	1274	1300	1219	1145	4938	205.75	-649
61.		CAN	Calberry, Valerie	1180	1312	1194	1232	4918	204.92	-669
62.		MEX	Gongora, Sandra	1126	1355	1188	1244	4913	204.71	-674
63.		UKR	Roshchenko, Olena	1266	1270	1169	1193	4898	204.08	-689
64.		SWE	Johansson, Victoria	1159	1272	1278	1187	4896	204.00	-691
65.		MEX	Robles, Lilia	1161	1282	1202	1251	4896	204.00	-691
66.		HKG	Yip, Joey	1109	1147	1398	1241	4895	203.96	-692
67.		TPE	Pan, Yu-Fen	1233	1202	1221	1231	4887	203.62	-700
68.		MEX	Alvarez, Pamela	1215	1291	1050	1328	4884	203.50	-703
69.		VEN	Gonzalez, Joan	1141	1342	1160	1238	4881	203.38	-706
70.		DEN	Hansen, Christine	1154	1157	1291	1274	4876	203.17	-711
71.		USA	O'Keefe, Shannon	1133	1212	1215	1315	4875	203.12	-712
72.		PHI	Clutario, Liza	1259	1239	1161	1208	4867	202.79	-720
73.		MEX	Lomeli, Iliana	1258	1231	1155	1219	4863	202.62	-724
74.		PHI	Del Rosario, Liza	1294	1229	1095	1232	4850	202.08	-737

75.		MAS	Chin, Victoria	1141	1398	1195	1115	4849	202.04	-738
76.		AUS	Baker, Narelle	1078	1183	1167	1420	4848	202.00	-739
77.		CAN	Rioux, Isabelle	1056	1176	1395	1219	4846	201.92	-741
78.		VEN	Diaz, Eny	1190	1219	1260	1147	4816	200.67	-771
79.		VEN	Marcano, Alicia	1140	1280	1125	1267	4812	200.50	-775
80.		TPE	Su, Shu-Wen	1239	1201	1228	1142	4810	200.42	-777
81.		PHI	Tabora, Krizziah	1258	1173	1118	1259	4808	200.33	-779
82.		CAN	Gauthier, Lynne	1134	1164	1275	1231	4804	200.17	-783
83.		FIN	Hiltunen, Eliisa	1152	1211	1243	1193	4799	199.96	-788
84.		VEN	De Faria, Patricia	1138	1322	1219	1102	4781	199.21	-806
85.		CAN	Orlikowski, Robin	1180	1171	1212	1199	4762	198.42	-825
86.		TPE	Chou, Chia-Chen	1204	1220	1181	1149	4754	198.08	-833
87.		COL	Rodriguez, Maria J.	1133	1176	1250	1187	4746	197.75	-841
88.		AUS	Voukolos, Rebecca	1186	1170	1295	1085	4736	197.33	-851
89.		COL	Ruiz, Andrea	1101	1237	1191	1189	4718	196.58	-869
90.		FIN	Manninen, Heidi	1127	1270	1199	1121	4717	196.54	-870
91.		CAN	Wong, Felicia	1211	1236	1204	1063	4714	196.42	-873
92.		ENG	Maciver, Katrina	1186	1187	1139	1179	4691	195.46	-896
93.		GER	Kabowski, Lisa	1221	1116	1209	1145	4691	195.46	-896
94.		COL	Rico, Natalia	1188	1209	1115	1166	4678	194.92	-909
95.		PHI	Hernandez, Bea	1062	1266	1207	1132	4667	194.46	-920
96.		TPE	Tsai, Hsin-Yi	1160	1144	1163	1168	4635	193.12	-952
97.		INA	Indryati, Aldila	1150	1113	1215	1138	4616	192.33	-971
98.		INA	Nuramalina, Nadia Pramanik	1175	1154	1105	1171	4605	191.88	-982
99.		INA	Larasati, Alisha Nabila	1120	1121	1187	1156	4584	191.00	-1003
100.		ESP	Esteban, Virginia	1124	1116	1187	1147	4574	190.58	-1013
101.		HKG	Chan, Shuk Han	1149	1196	1050	1171	4566	190.25	-1021
102.		HKG	Milki, Ng	1136	1179	1098	1152	4565	190.21	-1022
103.		UAE	Abu Qube, Kholoud	1071	1147	1191	1130	4539	189.12	-1048
104.		CHN	Li, Qing	1085	1194	1113	1136	4528	188.67	-1059
105.		CHN	Kong, Min	1152	1109	1115	1143	4519	188.29	-1068
106.		TPE	Li, Shiau-Ping	1085	1111	1219	1100	4515	188.12	-1072
107.		ESP	Mas, Cristina	1126	1148	1124	1112	4510	187.92	-1077
108.		UKR	Tupitska, Iryna	1036	1166	1101	1205	4508	187.83	-1079
109.		DEN	Stampe, Maria	1042	1148	1119	1196	4505	187.71	-1082
110.		HKG	Joan, Cheng	1073	1139	1116	1168	4496	187.33	-1091
111.		CHN	Peng, Rui	1146	1128	1161	1061	4496	187.33	-1091
112.		HKG	Zoe, Tam	1108	1060	1174	1148	4490	187.08	-1097
113.		ISL	Petursdottir, Astros	1136	1088	1015	1211	4450	185.42	-1137
114.		TPE	Lin, I-Heng	1098	1086	1147	1062	4393	183.04	-1194
115.		ESP	Mendicoa, Keyla	990	1084	1115	1203	4392	183.00	-1195

World Women Championships

Khalifa International Bowling Center, Zayed Sports City
Abu Dhabi, UAE
December 5 – 14, 2015

116.		UKR	Shcherbinina, Natalia	1120	1082	1045	1102	4349	181.21	-1238
117.		ISL	Thorisdottir, Dagny E	1063	1113	1090	1080	4346	181.08	-1241
118.		SVK	Sramkova, Kristina	1034	1054	1103	1123	4314	179.75	-1273
119.		ENG	Allen, Emily	1011	1116	1054	1107	4288	178.67	-1299
120.		UKR	Raizman, Natalia	1035	1120	1008	1106	4269	177.88	-1318
121.		CHN	Yuan, Yue	1135	1062	1021	1012	4230	176.25	-1357
122.		UKR	Kononenko, Liliia	1064	1015	1083	1043	4205	175.21	-1382
123.		CHN	Wu, Suqin	1001	1156	1057	976	4190	174.58	-1397
124.		ISL	Jonasdottir, Hafdis P	1006	1008	1005	1147	4166	173.58	-1421
125.		UAE	Al Hammadi, Hind	1004	975	1118	1065	4162	173.42	-1425
126.		HKG	Chloe, Lee	1058	1061	952	1062	4133	172.21	-1454
127.		ESP	Jiménez, Mónica	1103	1035	942	1043	4123	171.79	-1464
128.		IRI	Ataei, Sara	996	1053	1053	1002	4104	171.00	-1483
129.		ISL	Magnusdottir, Linda H	947	1048	1040	1019	4054	168.92	-1533
130.		ESP	Garcia, Vanesa	1061	1047	913	1019	4040	168.33	-1547
131.		ESP	Del Olmo, Sara	970	946	1053	1062	4031	167.96	-1556
132.		ISL	Bragadottir, Katrin F	1017	940	940	1109	4006	166.92	-1581
133.		BAH	Hoyte, Janice	1081	1000	916	996	3993	166.38	-1594
134.		CHN	Wang, Han	1030	1032	994	903	3959	164.96	-1628
135.		UAE	Al Mulla, Sarah	931	1040	908	1051	3930	163.75	-1657
136.		IRI	Vanaki, Maryam	992	1007	970	933	3902	162.58	-1685
137.		UAE	Al Sharqi, Rahma	906	1061	915	990	3872	161.33	-1715
138.		BAH	McClain, Marina	936	876	991	956	3759	156.62	-1828
139.		POL	Ryngwelska, Iga	940	957	864	993	3754	156.42	-1833
140.		UAE	Al Hammadi, Zainab	958	931	951	908	3748	156.17	-1839
141.		IRI	Moradi, Arina	882	935	824	874	3515	146.46	-2072
142.		BAH	Harts, Paula	833	825	804	807	3269	136.21	-2318
143.		PAN	Lancini, Tilcia		1018	985	1139	3142	174.56	-2445
144.		UAE	Thabet, Sara	860	945	844	411	3060	145.71	-2527
145.		IRI	Naami, Khadijeh	765	742	817	734	3058	127.42	-2529
146.		PAN	Abood, Lizzette		941	947	1049	2937	163.17	-2650
147.		ISL	Gunnarsdottir, Gudny	977	909	894		2780	154.44	-2807

2015 WWC Masters - Step 2

Lane pattern category: Dual

Lane pattern: Left Lane Long oil - Right lane Short oil

Average score: 225.20 Average score per game: **G1** **G2** **G3** **G4** **G5** **G6** **G7**
 226.62 229.88 233.25 231.50 217.75 213.75 223.62

Place	Country	Player	G1	G2	G3	G4	G5	G6	G7	G1-G7	Bonus	Prev	Total	Diff	Next lane	Roll- off
1.	USA	Johnson, Liz	300	278	231	244	248	255	194	1750	80	6875	8705	0		
2.	KOR	Jeon, Eunhee	195	253	248	213	214	198	268	1589	100	6808	8497	-208		
3.	KOR	Jung, Dawun	233	217	194	280	244	216	245	1629	80	6767	8476	-229		
4.	USA	McEwan, Danielle	248	247	300	197	212	207	186	1597	40	6805	8442	-263		
5.	KOR	Son, Hyerin	239	214	223	246	204	228	246	1600	100	6694	8394	-311		
6.	SIN	Ng, Shayna	203	232	265	210	206	192	187	1495	40	6855	8390	-315		
7.	SIN	Tan, Cherie	187	181	214	257	210	210	235	1494	60	6808	8362	-343		
8.	LAT	Zavjalova, Diana	208	217	191	205	204	204	228	1457	60	6673	8190	-515		

Game 1

Match	Country	Player	Score	Bonus
1	KOR	Jeon, Eunhee	195	
	KOR	Son, Hyerin	239	20
2	KOR	Jung, Dawun	233	20
	LAT	Zavjalova, Diana	208	
3	USA	Johnson, Liz	300	20
	USA	McEwan, Danielle	248	
4	SIN	Ng, Shayna	203	20
	SIN	Tan, Cherie	187	

Game 2


Match	Country	Player	Score	Bonus
1	USA	McEwan, Danielle	247	20
	SIN	Ng, Shayna	232	
2	USA	Johnson, Liz	278	20
	SIN	Tan, Cherie	181	
3	KOR	Son, Hyerin	214	
	LAT	Zavjalova, Diana	217	20
4	KOR	Jeon, Eunhee	253	20
	KOR	Jung, Dawun	217	

Game 3

Match	Country	Player	Score	Bonus
1	KOR	Jeon, Eunhee	248	20
	LAT	Zavjalova, Diana	191	
2	KOR	Jung, Dawun	194	
	KOR	Son, Hyerin	223	20
3	USA	Johnson, Liz	231	
	SIN	Ng, Shayna	265	20
4	USA	McEwan, Danielle	300	20
	SIN	Tan, Cherie	214	

Game 4

Match	Country	Player	Score	Bonus
1	KOR	Jung, Dawun	280	20

Match	Country	Player	Score	Bonus
1	 KOR	Jung, Dawun	280	20
	 SIN	Ng, Shayna	210	
2	 KOR	Jeon, Eunhee	213	20
	 USA	McEwan, Danielle	197	
3	 SIN	Tan, Cherie	257	20
	 LAT	Zavjalova, Diana	205	
4	 USA	Johnson, Liz	244	20
	 KOR	Son, Hyerin	246	

Game 5

Match	Country	Player	Score	Bonus
1	 KOR	Son, Hyerin	204	20
	 SIN	Tan, Cherie	210	
2	 USA	Johnson, Liz	248	20
	 LAT	Zavjalova, Diana	204	
3	 KOR	Jeon, Eunhee	214	20
	 SIN	Ng, Shayna	206	
4	 KOR	Jung, Dawun	244	20
	 USA	McEwan, Danielle	212	

Game 6

Match	Country	Player	Score	Bonus
1	 USA	Johnson, Liz	255	20
	 KOR	Jung, Dawun	216	
2	 KOR	Jeon, Eunhee	198	20
	 SIN	Tan, Cherie	210	
3	 USA	McEwan, Danielle	207	20
	 KOR	Son, Hyerin	228	
4	 SIN	Ng, Shayna	192	20
	 LAT	Zavjalova, Diana	204	

Game 7



Match	Country	Player	Score	Bonus
1	 USA	McEwan, Danielle	186	20
	 LAT	Zavjalova, Diana	228	
2	 SIN	Ng, Shayna	187	20
	 KOR	Son, Hyerin	246	
3	 KOR	Jung, Dawun	245	20
	 SIN	Tan, Cherie	235	
4	 KOR	Jeon, Eunhee	268	20
	 USA	Johnson, Liz	194	

2015 WWC Masters - Semi Final 1

Lane pattern category: Dual

Lane pattern: Left Lane Long oil - Right lane Short oil

Average score: 225.50 Average score per game: $\frac{\text{G1}}{225.50}$



Place	Player	Country	G1	Total	Avg	Diff	Next lane	Roll- off
1.	Johnson, Liz	 USA	238	238	238.00	0		
2.	McEwan, Danielle	 USA	213	213	213.00	-25		

2015 WWC Masters - Semi Final 2

Lane pattern category: Dual

Lane pattern: Left Lane Long oil - Right lane Short oil

Average score: 200.50 Average score per game: $\frac{\text{G1}}{200.50}$



Place	Player	Country	G1	Total	Avg	Diff	Next lane	Roll-off
1.	Jung, Dawun	 KOR	208	208	208.00	0		
2.	Jeon, Eunhee	 KOR	193	193	193.00	-15		

2015 WWC Masters - Final

Lane pattern category: Dual

Lane pattern: Left Lane Long oil - Right lane Short oil

Average score: 219.50 Average score per game: $\frac{\text{G1}}{219.50}$

Place	Player	Country	G1	Total	Avg	Diff	Next lane	Roll- off
1.	Jung, Dawun	 KOR	256	256	256.00	0		
2.	Johnson, Liz	 USA	183	183	183.00	-73		